

71°52'55.97" W

46°09'46.19" N

PRINCECRAFT®



THE SPIRIT OF
BOATING™

TABLE OF CONTENTS

ABOUT US	4
H36 ALUMINUM	7

PONTOON BOATS

BUILT BETTER.....	12
VOGUE®	14
QUORUM®	16
SPORTFISHER LX	18
SPORTFISHER	19
VECTRA®	20
JAZZ	24
BRIO ^E	25
MODELS AND FLOOR PLANS.....	26

DECK BOATS

VENTURA	32
---------------	----

FISHING BOATS

BUILT BETTER.....	40
PLATINUM	42
SPORT 185	44
SPORT 175	46
SPORT 175 MAX	48
XPÉDITION®	50
HUDSON®	52
HOLIDAY®	54
AMAROK	56
RESORTER®	57
UTILITIES AND CARTOPS	58
MODELS AND FLOOR PLANS.....	60

TRAILERS	62
ACCESSORIES	64

In life, some things are learned and mastered until they become second nature. Building boats is one of them. Yet, there are some things you're simply born with, like the spirit of boating - an unwavering force that guides you and gives you the confidence to face whatever comes your way.

At Princecraft®, we believe that infusing this spirit into every boat we craft yields the best results. It's how we've done it since day one. And it's the reason we design and build solid boats that can vanquish anything.





So you can live on the water, quench your thirst for freedom, navigate through wind and waves without changing your course, and push your limits to create unforgettable moments.

We understand what it takes to brave the harshest North American conditions and step outside the boundaries.

TAKE OFF,
EXPLORE,
CHASE YOUR
ADVENTURE.
WE'LL TAKE
CARE OF
THE REST.





H36

UNYIELDING STRENGTH


We believe construction materials must adhere to high standards of resilience, performance, and durability to deliver real enjoyment and nautical perfection. With 70 years of experience, navigation, and innovation under our belt, we are the only manufacturer that crafts every inch of its hulls from H36 aluminum.

This demands unparalleled expertise but creates solid boats that excel in performance and withstand the rigorous test of time to maintain their value for years to come. H36 aluminum, the hallmark of Princecraft®.



ENDLESS BOATING PLEASURE

Given we use H36 aluminum, it's not surprising to see our boats on the water 25 years after they were initially manufactured. Their exceptional durability and resilience mean you can approach any shore and navigate over rocky bottoms without any fear of scratches and dents.






ON THE
HAPPY

**THE WATER
PINES IS
BUILT IN**



PONTOON BOATS





THE SPIRIT OF
BOATING™

BUILT **BETTER**

The best-built watercraft meets your urge to kick back and chill, as well as your need for adventure and adrenaline. That's why our pontoon boats are designed with an equal emphasis on relaxation and navigation. No matter the model you choose, all Princecraft® pontoon boats feature keels entirely crafted from H36 aluminum alloy to ensure unrivaled strength. The way we see it, the boat should adapt to your needs, not the other way around.

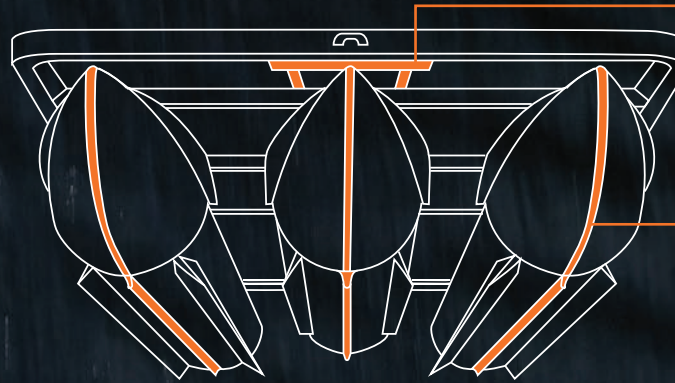

The impeccable welding of Princecraft® tubes is a result of robotic-assisted technology combined with an unmatched level of welding expertise. The full-length aluminum alloy profile enhances the stability of our pontoon boats and safeguards them from the typically rocky bottoms Canada is notorious for. For pure pleasure boating, three possible tube configurations, Speed, Sport, and Performance, enable you to reach peak speeds. You can even reap the benefits of our reinforced "dolphin noses" on the front, ensuring a dry ride and hassle-free navigation wherever your adventures take you.

VECTRA® 23 RL - SPORT CONFIGURATION*



* Model features
optional
equipment

The skeleton is built with ¼ inch z-bars made from H36 aluminum.



Reinforced structure to provide a strong attachment point.

A full-length keel is welded on every tube to provide more rigidity and incredible handling.

H36

H36 aluminum tube robotically welded to ensure perfection and consistency.



Airtight bulkhead chambers increase structural integrity.

We double the number of cross-members where the motor pod is attached to handle the additional stress created by the engine weight.

VOGUE®




The only thing a boat from the Vogue® series does not include is compromise. Step into a luxurious, durable pontoon boat where aluminum blends with fiberglass to embody beauty and strength. Indulge in meticulously handcrafted, ultra-plush seating, and experience the unparalleled ease and performance of a boat that stands out for both style and power.

LUXURIOUS SPACE

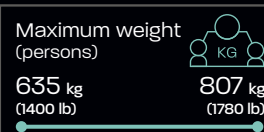
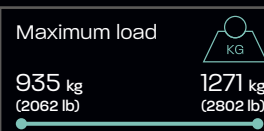
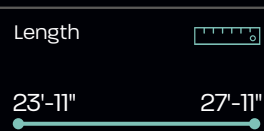


REMARKABLE POWER






The Vogue® series offers a range of interior layout configurations that provide endless possibilities for conversation, contemplation, and adventure. With unmatched maneuverability, a Mercury engine that can go up to 500 HP, and an electric wakeboard tower, this spacious, high-quality pontoon is true luxury... at the end of the dock.



For complete technical details, scan the QR code opposite or go to princecraft.com/serie/Vogue-Series



VOGUE® 27 XT



VOGUE® 25 RL



→ For all models, see **page 26**.

CLASSIC CHARM



SUPERIOR COMFORT

QUORUM®

This level of elegance rarely goes unnoticed. In fact, Quorum® pontoons redefine industry standards with their distinct style, premium seating, and a wide range of personalized options. Among these, the Elegance edition allows you to add a dash of refinement by incorporating features like LED lighting. And if you think these timeless pontoon boats lack potency, think again: they can deliver up to 300 HP of nautical power.



If you want charm and performance, the Quorum® series is for you. Features include ultra-plush upholstery, an ergonomic fiberglass helm, and a black painted aluminum railing that is eye-catching, luxurious, and timeless.





Length



23'-9"

25'-8"

Maximum load



968 kg
(2134 lb)

1101 kg
(2427 lb)

Maximum number



11 persons

14 persons

Maximum weight
(persons)



676 kg
(1490 lb)

869 kg
(1915 lb)

Power



40 HP
(30 KW)

300 HP
(224 KW)

For complete technical
details, scan the QR
code opposite or go to
[princecraft.com/
serie/Quorum-Series](http://princecraft.com/serie/Quorum-Series)



QUORUM® 25 RL



QUORUM® 23 RL



→ For all models, see **page 26**.





Length
25'-9"

Maximum load
973 kg (2144 lb) 1041 kg (2296 lb)

Maximum number
11 persons

Maximum weight (persons)
672 kg (1482 lb)

Power
60 HP (44 kW) 300 HP (224 kW)

For complete technical details, scan the QR code opposite or go to princecraft.com/series/Sportfisher-LX-Series




→ For all models, see **page 27**.

The Sportfisher LX features a fishing station equipped with a livewell and lockable storage compartment for your rods. You can even add extra features such as a plug for an electric motor and storage for extra batteries.

SPORTFISHER LX

Nothing compares to fishing in the luxurious comfort of this pontoon. Sportfisher LX is renowned for its spacious and functional ergonomic layout, where everything is close at hand. With highly precise sightlines and a premium platform from our Quorum series, there's no better way to add a dose of credibility to all your fishing stories.


SPORTY INSTINCT  UNEQUALED COMFORT





SPORTFISHER

With the durability and versatility of the Sportfisher series on your side, there's no lake or river you can't overcome. This workhorse is the ideal pontoon boat for sharing your passion for the great outdoors with loved ones. Want more features? Some models offer extra options like an electric motor socket, a fishing station with a livewell, and a lockable storage compartment for your fishing rods.



Length	
21'-6"	23'-6"

Maximum number	
8 persons	12 persons

Power	
40 HP (30 kW)	175 HP (130 kW)

Maximum load	
893 kg (1969 lb)	1042 kg (2297 lb)

Maximum weight (persons)	
611 kg (1346 lb)	742 kg (1635 lb)


For complete technical details, scan the QR code opposite or go to princecraft.com/series/Sportfisher-Series



SPORTFISHER 23-2RS



SPORTFISHER 23-2S RL



SPORTFISHER 21-4S



SPORTFISHER 21-2S



→ For all models, see **page 27**.

NEW

VERSATILE SPIRIT — ENDLESS PLEASURE

VECTRA®

Versatility has a name: Vectra®. Because we're serious about your family's pleasure, it's offered in four sizes, and is flexible enough to meet all your needs with multiple configurations and options for storage and equipment. Whether you need to recharge your batteries with a sail at sunset or you're looking for a little adventure, Vectra® gets the job done every time.









Make our Vectra® **your** Vectra®.
With a wide range of accessories,
new exterior colours, multiple interior
layouts, and optional versions, it's
easy to customize your boat and
create the pontoon of your dreams.





<p>Length</p> <p>19'-7" 25'-8"</p>	<p>Maximum load</p> <p>787 kg (1735 lb) 1111 kg (2449 lb)</p>
<p>Maximum number</p> <p>6 persons 12 persons</p>	<p>Maximum weight (persons)</p> <p>450 kg (992 lb) 742 kg (1635 lb)</p>
<p>Power</p> <p>25 HP (19 kW) 250 HP (186 kW)</p>	<p>For complete technical details, scan the QR code opposite or go to princecraft.com/serie/Vectra-Series</p> 


VECTRA® 23 XT



VECTRA® 23 RL



VECTRA® 23 L



→ For all models, see **page 26**.


Make way for a line of affordable pontoons powered by the pure pleasure of boating together. Ideal for smaller bodies of water, the Jazz can accommodate up to 9 people for a truly enjoyable experience, no matter the weather. It's nautical adventure that hits all the right notes. Available in our fishing configuration with storage under the benches and an optional livewell.

JAZZ

SIMPLE PLEASURES — TRANQUIL SPIRIT



Length 15'-6" — 21'-7"	Maximum load 571 kg (1259 lb) — 829 kg (1828 lb)
Maximum number 4 persons — 9 persons	Maximum weight (persons) 300 kg (661 lb) — 544 kg (1200 lb)
Power 9.9 HP (7.5 KW) — 75 HP (56 KW)	For complete technical details, scan the QR code opposite or go to princecraft.com/serie/Jazz-Series



JAZZ 21-2S



JAZZ 19-4S







JAZZ 14-2RS



→ For all models, see **page 27**.

Brio

Length  17'-7" — 21'-7"	Maximum load  744 kg (1640 lb) — 826 kg (1822 lb)
Maximum number  5 persons — 9 persons	Maximum weight (persons)  375 kg (827 lb) — 544 kg (1200 lb)
Power  24 V — 48 V	For complete technical details, scan the QR code opposite or go to princecraft.com/serie/Brio-Electric-Series 

BRIO® 21-2S



BRIO® 190



BRIO® 170



→ For all models, see **page 27**.

RELIABLE VALUE



PURE ENERGY

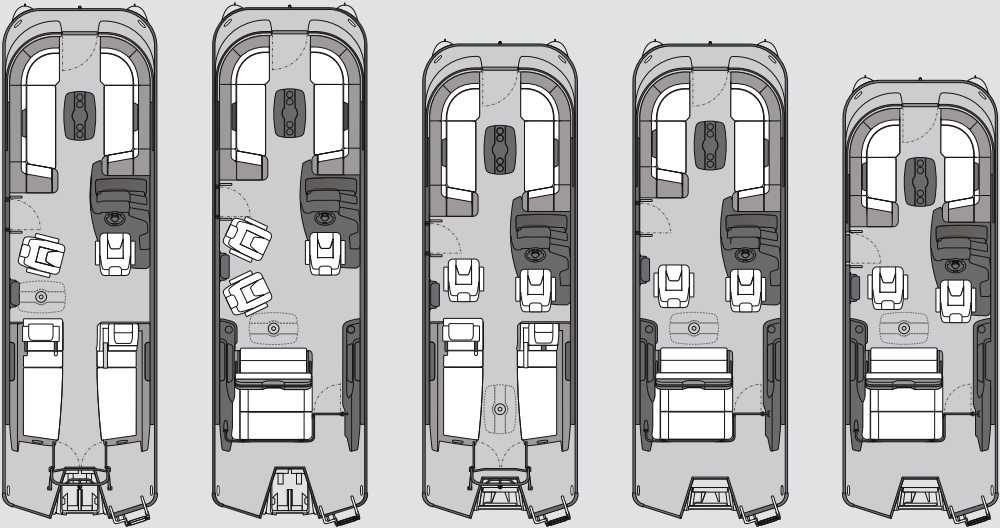


Love for the environment meets the spirit of boating in this series of spacious and customizable electric pontoons built for the eco-conscious explorer. Navigate peaceful spaces and pristine lakes with the silent power of electricity to glide you from dawn to dusk. If you're looking to make precious memories on the water, more power to you. Available in fishing and recreational configurations.

MODELS AND FLOOR PLANS

VOGUE®

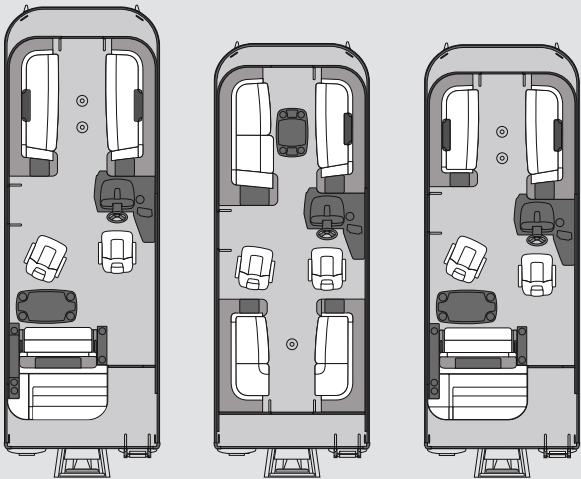
P. 14



VOGUE® 27 XT VOGUE® 27 RL VOGUE® 25 XT VOGUE® 25 RL VOGUE® 23 RL

QUORUM®

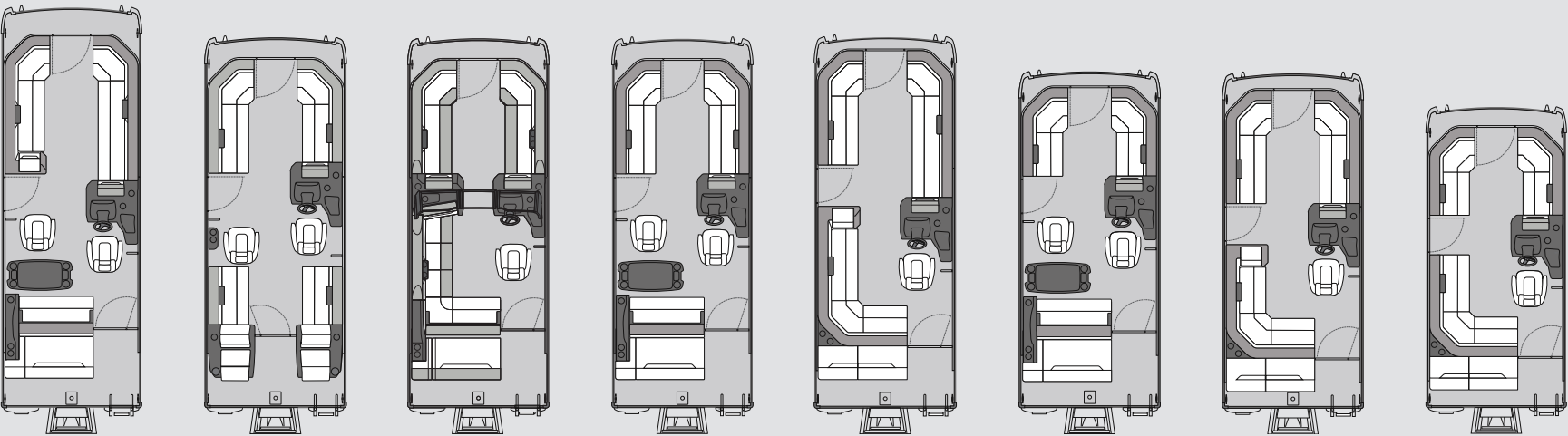
P. 16



QUORUM® 25 RL QUORUM® 23 XT QUORUM® 23 RL

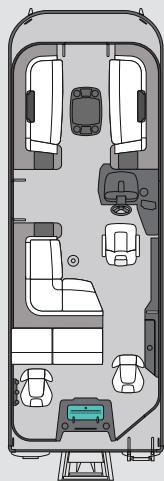
VECTRA®

P. 20



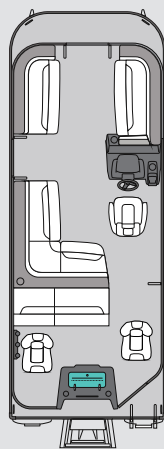
VECTRA® 25 RL VECTRA® 23 XT VECTRA® 23 WRL VECTRA® 23 RL VECTRA® 23 L VECTRA® 21 RL VECTRA® 21 L VECTRA® 19 L

SPORTFISHER LX P. 18

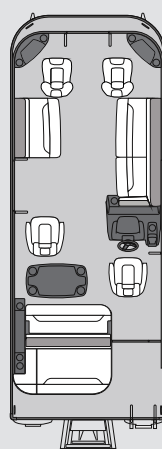


SPORTFISHER LX
25-2RS

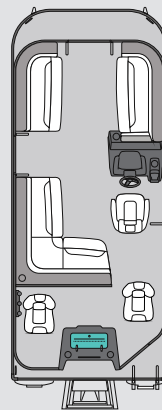
SPORTFISHER P. 19



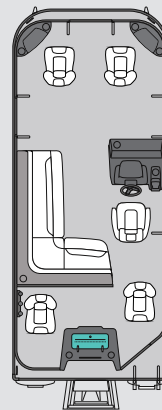
SPORTFISHER
23-2RS



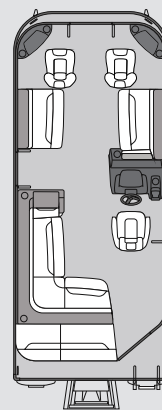
SPORTFISHER
23-2S RL



SPORTFISHER
21-2RS

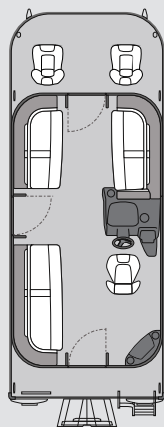


SPORTFISHER
21-4S

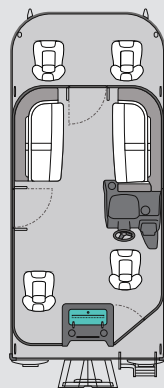


SPORTFISHER
21-2S

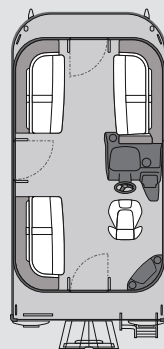
JAZZ P. 24



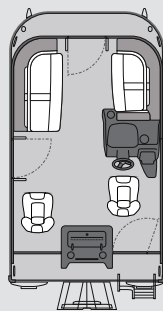
JAZZ 21-2S



JAZZ 19-4S

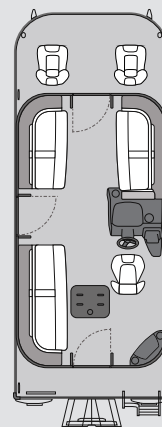


JAZZ 17

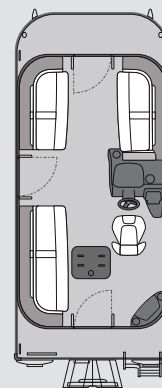


JAZZ 14-2RS

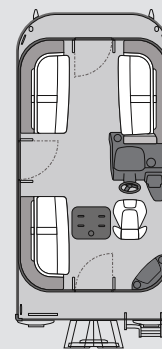
BRIO® P. 25



BRIO® 21 2S



BRIO® 190



BRIO® 170



**HAVING A
BOAT MEAN
LIVING
IN THE MO**

W
A
N
S

O
M
E
N
T



DECK BOATS





THE SPIRIT OF
BOATING™


PURE ADRENALINE



TOTAL FREEDOM

VENTURA

Why choose when you can have it all? The Ventura series is a perfect hybrid between a fishing boat and a pontoon and is designed to give you the best of both worlds: the comfort of a pontoon and the qualities of a fishing boat for versatility that can't be beaten. Essentially, everything you need to enjoy fishing and boating like never before. The time for compromise is over.







Make every weekend on the water last with a range of features specifically designed for your comfort and satisfaction, including USB plugs, a relaxation area, a table, an optional wakeboard tower, and a convertible rear bench seat. It's the perfect way to soak up every part of the action.

Deck boats are relatively unknown, but the Ventura series is about to change that. Made with aluminum, it is 30% lighter than a comparable fiberglass boat so you can count on exceptional fuel economy. It is also equipped with a large electric livewell, a lockable storage compartment for your fishing rods, a lounge chair, and a big platform at the front. In other words, exactly what you need to fish from sunup to sundown.





Length

19'-2" 23'-1"

Maximum load

938 kg (2067 lb) 1183 kg (2607 lb)

Maximum number

8 persons 11 persons

Maximum weight (persons)

600 kg (1323 lb) 825 kg (1819 lb)

Power

115 HP (86 kW) 250 HP (186 kW)

For complete technical details, scan the QR code opposite or go to princecraft.com/serie/Ventura-Series



VENTURA 230 WRL



VENTURA 230 RL



→ For all models, see **page 61**.

An aerial photograph showing a lush green field on the left and a dark, calm body of water on the right. The text is overlaid on the image, spanning across both the field and the water.

**TO FIND THE
BEST SPOT
FOLLOW
YOUR INTU**

HE

T

UTION



FISHING BOATS



THE SPIRIT OF
BOATING™

BUILT **BETTER**

Crafted with precision, Princecraft® fishing boats are built to withstand the elements so you can answer the call of adventure, regardless of the weather. By combining the highly durable properties of H36 aluminum with an unpainted hull bottom, you can dock anywhere without the fear of chipping or scratching.

Princecraft® is a pioneer in the manufacturing of all-aluminum reverse chine (deep-V) hulls. The hulls are fabricated in one piece, with no weld joints, and reinforced from the bow to the center of the boat, as well as along the chines and keels, ensuring maximum rigidity without compromising weight or performance.



*Single-piece H36
aluminum hull
bottom.*

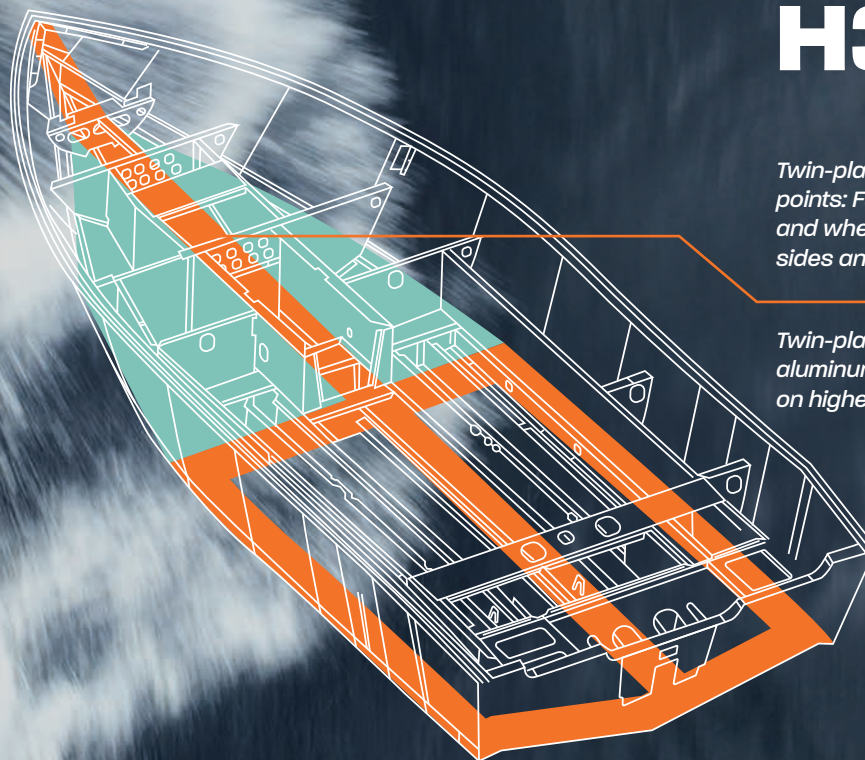


Longitudinal H36 aluminum framing adds strength and stability.

*Watertight riveted construction to provide
maximum shock absorption and resistance.*

H36

*Twin-plated hull at major stress
points: Full length in the center
and where hull bottom meets
sides and transom.*

*Twin-plated hull with H36
aluminum from bow to midship
on higher-powered boats.*



PLATINUM

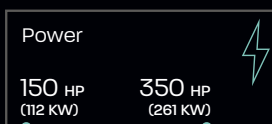
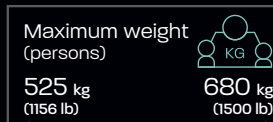
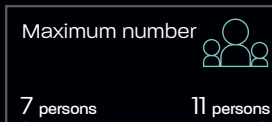
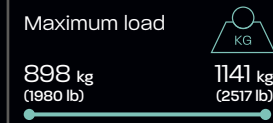



Embark on an adventure in a luxurious boat equipped to deliver sporty performance that meets your desire to explore the wide-open waters. The boats in our Platinum series are crafted with a double reverse-chine hull and a higher freeboard so you can reach your destination faster. Claim your freedom, no matter the conditions.

HIGH PERFORMANCE



PURE SOPHISTICATION



For complete technical details, scan the QR code opposite or go to princecraft.com/series/Platinum-Series



PLATINUM 220



PLATINUM 190



→ For all models, see **page 60**.





Perfect for fishing on large lakes, the Platinum series is spacious and equipped with two livewells, a lockable floor storage area for your precious fishing rods, and a heated driver's seat (also available as an option for the passenger). Explore our range of tech equipment for more possibilities.



SPORT 185



Your family is full of energy and loves new adventures, and so should your boat. The Sport 185 has been crafted to answer the call of fishing, water sports, and leisure. With a double reverse-chine hull and higher freeboard for added safety, the Sport 185 is the perfect boat for big lakes and the families eager to explore them.

FAMILY ENERGY



SPORTY INTENSITY





Length



18'-5"

Maximum load



722 kg
(1592 lb)

Maximum number



6 persons

7 persons

Maximum weight
(persons)



450 kg
(992 lb)

Power

115 HP
(86 kW)

150 HP
(112 kW)



For complete technical
details, scan the QR
code opposite or go to
[princecraft.com/model/
Sport-185](http://princecraft.com/model/Sport-185)



SPORT 185



→ For all models, see **page 60**.



NEW

SPORT 175

FAMILY ENERGY



SPORTY INTENSITY

We've applied our expertise to enhance family time with the Sport 175. An agile, safe, sturdy boat designed to captivate the entire clan. This new boat model introduces an innovative and thoughtful layout that specifically caters to your loved ones. With its cut bow, you'll achieve the planing hull of an 18-foot boat in a 17-foot format for unmatched handling. Put your trust in its stability and power and make every summer unforgettable.



Length



17'-5"

Maximum load



713 kg
(1572 lb)

Maximum number



6 persons

7 persons

Maximum weight
(persons)



450 kg
(992 lb)

Power

90 HP
(67 kW)

150 HP
(112 kW)



For complete technical details, scan the QR code opposite or go to princecraft.com/model/Sport-175



SPORT 175



→ For all models, see **page 60**.





Onboard: livewell and fishing features, and a waterline comparable to an 18.5-foot boat. Its freeboard height is above the standard norm to keep everyone safe, regardless of age.



FAMILY ENERGY




SPORTY INTENSITY


SPORT 175

MAX


Set off on a family adventure and get where you're going faster with the Sport 175 MAX. Its reverse-chine hull provides unwavering strength and watertight integrity, allowing you to dock without worrying about dents and scratches. The Sport 175 Max is slightly more compact but spacious and well-equipped, making it an excellent choice for pure enjoyment.






Length 

17'-5"


Maximum load 

703 kg
(1549 lb)

Maximum number 

6 persons

7 persons

Maximum weight
(persons) 

450 kg
(992 lb)

Power

90 HP
(67 kW)

115 HP
(86 kW)



For complete technical
details, scan the QR
code opposite or go to
[princecraft.com/
model/Sport-175-MAX](http://princecraft.com/model/Sport-175-MAX)



SPORT 175 MAX



→ For all models, see **page 60**.



EXPERT SOUL




REBEL SPIRIT

XPEDITION®


This fishing boat is equipped with an immense front fishing platform, spacious electric-filled aerated livewells, and plenty of room for storage. Designed by and for adventurers seeking hard-to-reach spots, it features a reverse-chine hull and an impressive 250 maximum HP capacity. It's our ultimate multi-species boat designed to help you capture every cherished moment on the water.






Length 

20'


Maximum load 

766 kg
(1689 lb)

Maximum number 

5 persons

6 persons

Maximum weight
(persons) 

375 kg
(827 lb)

Power 

150 HP
(112 kW)

250 HP
(186 kW)

For complete technical
details, scan the QR
code opposite or go
to princecraft.com/serie/Serie-Xpedition



→ For all models, see **page 60**.

HUDSON®

ENDLESS POSSIBILITIES — PROVEN DURABILITY

Meet the boat that needs no introduction. Renowned in the fishing world for its uncompromising excellence, the Hudson® has what it takes to face all conditions head on. With its spacious front platform, raised rear platform, aerated SportFlo™ livewell, and minimal draft, you'll be able to reach challenging spots that are inaccessible to other boats. Whether you're going solo or with family, the Hudson® is the quintessential boat for the seasoned angler.



Length 16'-6" — 19'	Maximum load 600 kg (1323 lb) — 726 kg (1600 lb)
Maximum number 5 persons — 6 persons	Maximum weight (persons) 300 kg (661 lb) — 375 kg (827 lb)
Power 90 HP (67 KW) — 175 HP (131 KW)	For complete technical details, scan the QR code opposite or go to princecraft.com/series/Hudson-Series



HUDSON 190 WS



HUDSON 166 WS



→ For all models, see **page 60**.



**LET YOUR SPIRIT GUIDE YOU
TO THE MOST UNLIKELY SPOTS
IN GOOD WEATHER OR BAD.**



NAUTICAL ADORATION



PRACTICAL EXPLORATION

HOLIDAY®

If your family is dreaming of kicking it up a notch, the Holiday® series is a comprehensive, affordable boat that makes it achievable. Equipped with a modified V-hull (MOD-V), an electric-filled aerated livewell, and a storage compartment for your fishing rods, the Holiday® series has everything you need... especially when you want to get away from it all.





<p>Length</p> <p>16'-2"</p>	<p>Maximum load</p> <p>499 kg (1100 lb) 545 kg (1201 lb)</p>
<p>Maximum number</p> <p>4 persons 5 persons</p>	<p>Maximum weight (persons)</p> <p>300 kg (661 lb)</p>
<p>Power</p> <p>60 HP (44 kW) 75 HP (56 kW)</p>	<p>For complete technical details, scan the QR code opposite or go to princecraft.com/serie/Holiday-Series</p> 

HOLIDAY 162 WS



HOLIDAY 162 WS MAX



→ For all models, see **page 61**.




We understand the feeling that comes when you have unlimited access to an aquatic playground. Initially, it's for your own enjoyment, but it quickly transforms into a paradise for everyone else onboard. We had this in mind when crafting the Amarak series of spacious, affordable boats that promise fun for all. The Amarak's broad modified V-hull (MOD-V) ensures your safety even when conditions are challenging. It's even equipped with a removable gas tank, perfect for marina-less lakes, and several handy features to make every fishing trip unforgettable.

AMAROK

BRUTE FORCE — UNLIMITED PLAYGROUND



Length 16'-6"	Maximum load 503 kg (1109 lb) — 623 kg (1373 lb)
Maximum number 4 persons — 6 persons	Maximum weight (persons) 300 kg (661 lb) — 375 kg (827 lb)
Power 60 HP (44 KW) — 75 HP (56 KW)	For complete technical details, scan the QR code opposite or go to princecraft.com/series/Amarok-Series



AMAROK 166 WS



→ For all models, see **page 61**.

Length



16'

Maximum load

453 kg
(998 lb)

Maximum number



4 persons

Maximum weight
(persons)300 kg
(661 lb)

Power

20 HP
(15 kW)40 HP
(30 kW)

For complete
technical details,
scan the QR code
opposite or go to
[princecraft.com/
serie/Resorter-Series](http://princecraft.com/serie/Resorter-Series)

**RESORTER 160 SC**→ For all models, see **page 60**.

At Princecraft®, there's nothing better than good company on a beautiful body of water. The Resorter® series brings together the essentials for making the most of every outing: an electric-filled aerated livewell, a storage compartment for 7-foot fishing rods, remarkable spaciousness, and a modified V-hull (MOD-V). Everything it takes to dominate all kinds of waterways.

RESORTER®

STRONG TRADITIONS



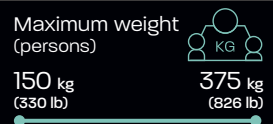
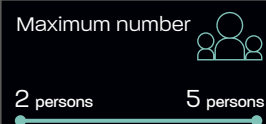
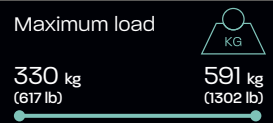

PERFECT MOMENTS



UTILITIES AND CARTOPS


Sometimes, all you need for pure enjoyment are the essentials: an utility boat, a fishing rod, and a peaceful waterway. At Princecraft®, we make eleven models of aluminum utility boats designed with the same materials and manufacturing methods that we've built our reputation on.

Renowned for their light weight and uncompromising durability, the aluminum boats in our Utility series are easy to lift and carry, and allow you to dock on rocky bottoms without risk of damage. Adventure awaits.



For complete technical details, scan the QR code opposite or go to princecraft.com/series/Utility-Series







YUKON® 140 BT




YUKON® 14 L WT



STARFISH® 16 L WT




YUKON® 14 WT



STARFISH® 16 WT




FISHERMAN 14




SPRINGBOK® 16 L WT




UNGAVA 12



SPRINGBOK® 16 WT



SCAMPER® 14

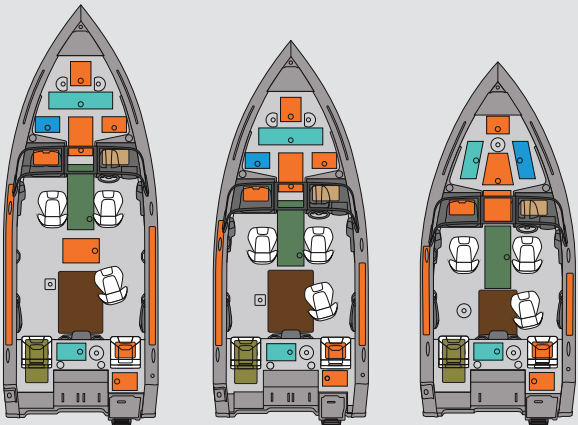


SCAMPER® 12

MODELS AND FLOOR PLANS

PLATINUM

P. 42



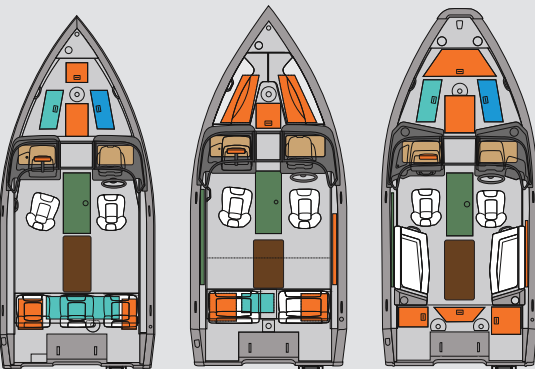
PLATINUM 220

PLATINUM 200

PLATINUM 190

SPORT

P. 44



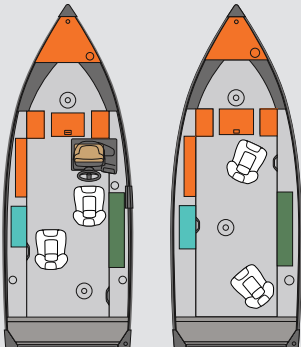
SPORT 185

SPORT 175 MAX

SPORT 175

RESORTER®

P. 57

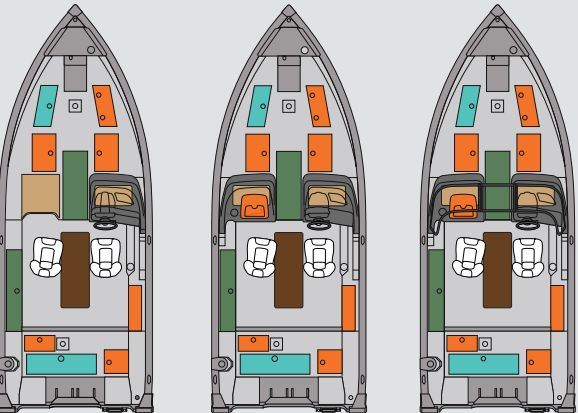


RESORTER® 160 SC

RESORTER® 160 BT

XPEDITION®

P. 50



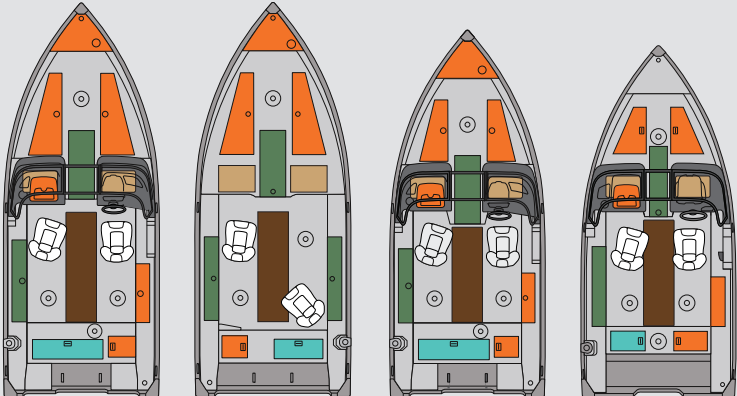
XPEDITION® 200 (SC VERSION)

XPEDITION® 200 (DC VERSION)

XPEDITION® 200 (WS VERSION)

HUDSON®

P. 52



HUDSON® 190 WS

HUDSON® 190 BT

HUDSON® 170 WS

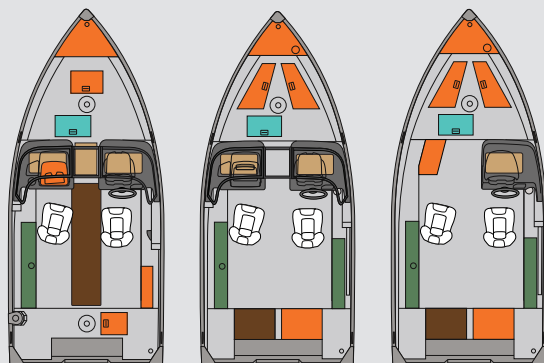
HUDSON® 166 WS

LEGEND

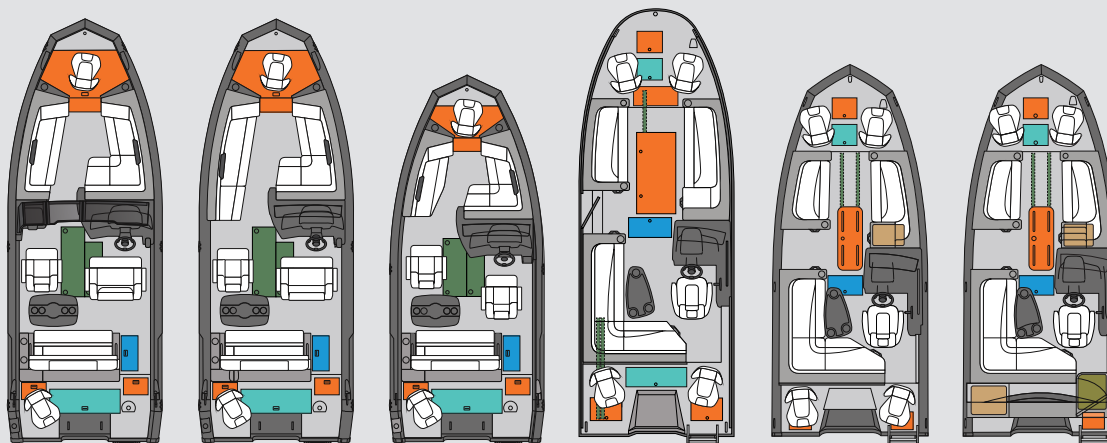
- STORAGE
- LIVEWELL
- OPEN STORAGE
- FISHING ROD COMPARTMENT
- FUEL TANK
- ICE CHEST
- PRIVACY ENCLOSURE

HOLIDAY®

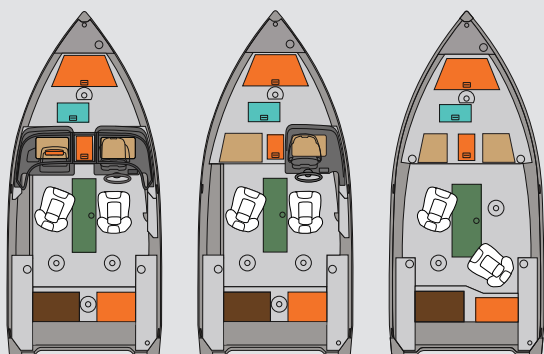
P. 54

**HOLIDAY®
162 WS****HOLIDAY®
162 WS MAX****HOLIDAY®
162 SC MAX****VENTURA**

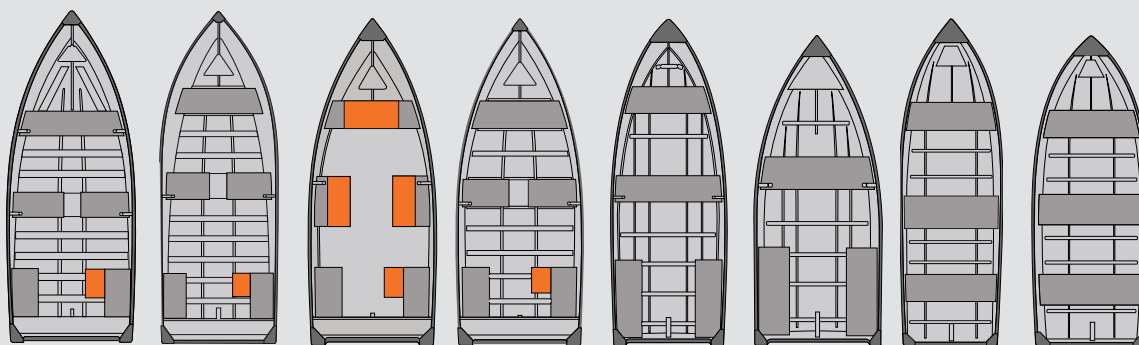
P. 32

**VENTURA
230 WRL****VENTURA
230 RL****VENTURA
200 RL****VENTURA
224****VENTURA
194****VENTURA
192****AMAROK**

P. 56

**AMAROK
166 WS****AMAROK
166 SC****AMAROK
166 BT****UTILITIES AND CARTOPS**

P. 58

**STARFISH®
16 L / 16 WT****SPRINGBOK®
16 L / 16 WT****YUKON®
140 BT****YUKON®
14 L / 14 WT****FISHERMAN
14****UNGAVA
12****SCAMPER®
14****SCAMPER®
12**

TRAILERS

LUXURIOUS SPACE

We know that getting to the best fishing spots sometimes means traveling long distances in the worst road conditions. That's why Princecraft® trailers are solidly built to follow you all the way to that special place. Galvanized for rust protection and equipped with radial tires, they require minimal maintenance thanks to an oil-sealed bearing (VAULT) that won't overheat or leak. Because you belong on lakes and rivers... not in the garage down the street.

FISHING BOAT AND DECK BOAT TRAILERS

Galvanized steel, swing tongue, and Vault Hybrid Lubrication System hubs.



PONTOON TRAILERS

Galvanized steel construction with Vault Hybrid Lubrication System hubs.



EVERY PRINCECRAFT® TRAILER COMES EQUIPPED WITH THE VAULT SYSTEM

Each hub is sealed and 100% airtight, eliminating any possibility of leaks or infiltration. The Vault System uses a Hybrid Lubrication System that combines the advantages of both grease and oil to drastically reduce friction and dissipate heat when you are towing.





ACCESSORIES

Always craving something more? Well, you're in luck, because we've always got something new to offer! Make the most of your time on the water with our range of accessories and add-ons. Whether you want to keep on sailing after sundown, enjoy family meals out on the lake, or take your fishing skills to the next level, we've got what you need. Visit our website for the full list of optional accessories available.

SOUND SYSTEMS

For music buffs, we've got premium sound system options sure to hit all the right notes.

LIGHTS

Our state-of-the-art add-on packages are compatible with a number of boats and feature docking lights and mood lighting for unforgettable evenings out on the water.





TABLES

We've got a selection of tables for all our boats.

CAMPER ENCLOSURES AND BIMINI TOPS

Extend your boating season and make the most of every beautiful day with our optional camper enclosures and bimini tops available on all our pontoons and deck boats. For fearless fishers, we also offer full roofs as an optional add-on for all our fishing boats.

TOILET

Toilets are a must for boaters who like to spend all day out on the water, and we offer them as an option in our Platinum series and most of our pontoon and deck boats.



SKI TOW BAR

All our boats are designed with family fun in mind. That's why we offer tow bar options on virtually all of our models. When it comes to build quality, we don't cut corners, and our tow bars are more secure than anything else on the market.





DOWNRIGGER SUPPORTS

Our optional downrigger supports can turn any boat into a formidable trolling machine.

ELECTRIC MOTORS

More power, more control, more fish. We offer a full range of electric motors as optional upgrades to meet every need, waterway, and fishing style.

SONARS, GPS, AND ELECTRONIC ACCESSORIES

Technology is every fisher's best friend. Our optional electronic accessories will help you get the most out of your time on the water.

PRESSURE WASH SYSTEM

Our pressure wash system is the perfect option for anglers who always like to keep their boat looking spotless.

SEATING OPTIONS FOR EVERY CAPTAIN

From bicycle seats to luxurious captain chairs, we've got a wide variety of optional benches for anglers looking for comfort and performance.







CANADIAN DNA

PLEASE READ CAREFULLY: Dimensions, capacities, ratings, and additional specifications, plus complete warranty and service information, are available from your Princecraft® dealer. Product illustrations and data within this catalog are based upon information available at the time of publication. Not all accessories shown in pictures or described herein are standard equipment or even available as options. Specification measurements are approximations and subject to variation. Because Princecraft® is dedicated to constant product improvements, Princecraft® reserves the right to make changes without prior notice or obligation. Not all model year boats may contain all of the features or meet the specifications described herein. Ask your Princecraft® dealer for the most current product specifications prior to purchase. Some of the equipment shown separately or on products illustrated in this catalog may be optional at extra cost. Options and features are subject to change without notice. Princecraft® is a member in good standing of the National Marine Manufacturers Association (NMMA®) USA and Canada. All boats comply with Canadian Coast Guard and U.S. Coast Guard regulations. All Princecraft® boats are in compliance with NMMA's Boat Certification Program.

FOR MORE INFORMATION on our boats, to check out our videos, or to find your nearest dealer, visit our website at princecraft.com or call us at 1-800-395-8858.

IN CANADA: Princecraft® Boats Inc., a Brunswick Company, 725 rue Saint-Henri, Princeville, QC G6L 5C2
IN THE UNITED STATES: Princecraft® U.S., a Brunswick Company, 26125 N Riverwoods Blvd., Suite 500, Mettawa, IL 60045
Princecraft® factory-packaged boats are available with various horsepower Mercury® outboards. www.mercurymarine.com