

**PRINCECRAFT®**  
**DOMINATE THE WATERS®**

20  
23



**PONTOONS AND DECK BOATS**





**CONCEPTION AND DESIGN**  
absolu.ca

**RESEARCH AND COPYWRITING**  
absolu.ca

**PHOTOGRAPHY**  
absolu.ca  
Benoit Brühmüller  
Claude Denis

Visit our Website:  
[princecraft.com](http://princecraft.com)  
1 800 395-8858



Check out our Princecraft®  
2023 FISHING BOATS catalog!



## WORD FROM THE PRESIDENT

*AFTER SEVERAL YEARS OF NAVIGATING AN UNCERTAIN SOCIO-ECONOMIC ENVIRONMENT, WE REMAIN FOCUSED ON WHAT MATTERS—PROVIDING YOU WITH DURABLE BOATS AND PONTOONS YOU CAN SAFELY ENJOY WITH YOUR FAMILY. WE HAVE ADJUSTED OUTPUT TO MEET GROWING MARKET NEEDS WHILE MAINTAINING THE EXCEPTIONAL QUALITY OF OUR BOATS.*

Our secret? A team that shares your passion for adventure on the water. A team of more than 400 dedicated people at our manufacturing facility and offices who leave nothing to chance and give their all to deliver boats that meet our quality standards. We're also fortunate to have a vast network of experienced Princecraft® dealers we can rely on to bring you a trouble-free boating experience, wherever you are.

As we approach our 70th year in business, Princecraft® is on a roll and continues to be a trailblazing industry leader. We push our limits every day. We don't adapt to the trends of today—we set the trends for tomorrow.

We remain dedicated to our goal of creating unique experiences for fishing enthusiasts and recreational boaters like you. We are fortunate to have enjoyed your trust across the decades, and for this, we thank you.

May you enjoy many more boating adventures with family and friends in the years ahead!

**RODIER GRONDIN**, president





## SUMMARY

<b>THE PONTOON: FREEDOM, GOOD COMPANY AND THE GREAT OUTDOORS .....</b>	<b>4</b>
<b>PERFORMANCE AND RELAXATION: DECK BOAT LIFE.....</b>	<b>5</b>
<b>QUALITY THAT'S SECOND TO NONE .....</b>	<b>6</b>
<b>5052-H36 ALLOY: DURABLE AND FLEXIBLE ALUMINUM .....</b>	<b>7</b>

## PONTOONS

### 2023 MODELS

#### VOGUE® SERIES

Vogue® 27 XT and 25 XT .....	16
Vogue® 27 RL, 25 RL and 23 RL .....	18

#### QUORUM® SERIES

Quorum® 25 RL and 23 RL .....	20
Quorum® 23 XT .....	22

#### SPORTFISHER LX SERIES

Sportfisher LX 25-2RS .....	24
-----------------------------	----

#### SPORTFISHER SERIES

Sportfisher 23-2RS and 23-2S RL .....	26
Sportfisher 21-2RS, 21-4S and 21-2S .....	28

#### VECTRA® SERIES

Vectra® 25 RL, 23 RL and 21 RL .....	30
Vectra® 23 XT and 23 LT .....	32
Vectra® 23, 21 and 19 .....	34

#### JAZZ SERIES

Jazz 210-2S, 190-4S, 170 and 140-2RS .....	36
--	----

#### BRIO® SERIES

Brio® 210-2S, 190 and 170 .....	38
---------------------------------	----

TECHNICAL DRAWINGS .....	40
COLORS AND FINISHING TOUCHES .....	42
OPTIONAL CONFIGURATIONS .....	44
CUSTOM MULTIFUNCTION TRAILERS .....	46
CANVAS AND COVERS: A PERFECT FIT .....	47
OPTIONAL EQUIPMENT .....	48

<b>TORN BETWEEN YOUR PASSIONS FOR BOATING AND FISHING? INTRODUCING VENTURA RL.....</b>	<b>8</b>
--	----------

## DECK BOATS

### 2023 MODELS

#### VENTURA SERIES

Ventura 23 RL and 20 RL .....	10
Ventura 222 and 192 .....	12
Ventura 224 and 194 .....	14



# THE PONTOON: FREEDOM, GOOD COMPANY AND THE GREAT OUTDOORS

**PRINCECRAFT® KNOWS THAT CAREFREE TIME ON THE WATER  
DEPENDS ON SAFE, WELL-BUILT BOATS.**



That's why we make durable aluminum pontoon boats using top-notch manufacturing processes and ultra-tough materials, including H36 marine grade aluminum alloy.

High-quality design techniques have set Princecraft® boats apart for more than 65 years. Our aluminum pontoon boats are no exception.



- › Our full-length aluminum floats are divided into watertight sections and sealed with airtight bulkheads. Each section is factory tested.
- › Z-shaped crosspieces and rigid aluminum M-brackets are securely riveted to the surface and reinforce the central structure.
- › The 3/4 in. pressure-treated plywood deck is covered with marine-grade carpet or vinyl, ready for your configuration of choice.





## PERFORMANCE AND RELAXATION: DECK BOAT LIFE

WANT TO ENJOY LONG RELAXING DAYS ON THE WATER IN GOOD COMPANY AS WELL AS SOLO BOATING ADVENTURES? DECK BOATS OFFER THE BEST OF BOTH WORLDS.



**DECK BOATS ARE HYBRIDS THAT COMBINE THE COMFORT OF A PONTOON BOAT AND THE PERFORMANCE OF A FISHING BOAT.**

Their one-piece, V-shaped H36 aluminum hull improves planing and reduces fuel consumption. With their powerful Mercury® motor, ultra-comfortable seating and multiple equipment options, Princecraft® deck boats set the standard for quality and state-of-the-art design.





# QUALITY THAT'S SECOND TO NONE

**THE INNOVATIVE DESIGN OF PRINCECRAFT® DECK BOATS IS THE RESULT OF A THREE-STEP ASSEMBLY PROCESS: WELDING, RIVETING, AND ASSEMBLY WITH AERONAUTICAL ADHESIVE. WE INSPECT ALL RIVETED PARTS INDIVIDUALLY AND RUN THEM THROUGH LEAK TESTS IN WATER TANKS AT OUR PLANT.**

The corrosion-resistant aluminum extrusion fastened to the centreline of the hull plays a key role in enhancing solidity by preventing warping and absorbing welding heat. This extrusion is secured with rivets that are individually tested in a high water pressure tank.



## WHAT'S AN EXTRUSION?

According to the CeiAl,\* a centre of aluminum expertise and innovation "the extrusion process consists in submitting an aluminum cylindrical billet to a hydraulic press matrix so the metal emerges in the desired form." We use extruded bars, angles, tubes and squares to ensure impeccable assembly of your boat's hull. These components limit breaks by absorbing heat as hull parts are welded together, thus preserving their mechanical properties. These corrosion-resistant extrusions are essential to making a boat that lasts. That's why they're integral to the manufacture of Princecraft® pontoons and the ultrasmooth hulls of our deck boats.

## WHY ALUMINUM?

You'll find 40-year-old Princecraft® pontoons still cruising today. Our boats are made to last because we use premium materials, especially H36 aluminum. This alloy is exceptionally strong and stands up to impacts (with rock jetties and deadheads, for example) and the elements so you can land on rough shores without worrying about damaging your boat.



An aluminum boat is lighter than a fibre-glass boat, so it planes better at low speed and is easier to transport. That means you can tow your boat without having to buy a new, more powerful vehicle. Your aluminum deck boat is also very safe, retains higher resale value and costs little to maintain.



\* Source: Alu Québec. 2017. "Marine Transportation" (in French) <https://ceal-aluquebec.com/transport-maritime/> [August 2021].



# 5052-H36 ALLOY: DURABLE AND FLEXIBLE ALUMINUM

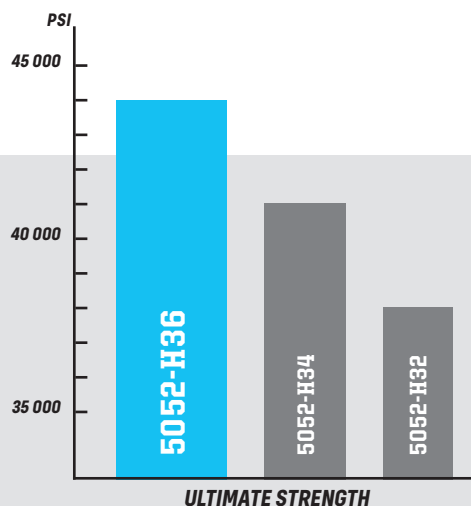



To make an alloy (a combination of aluminum and other elements, such as magnesium), large blocks of aluminum are compressed using a press. The more the aluminum is compressed, the stiffer and more shock- and warp-resistant it gets.

At Princecraft®, we use 5052-H36 aluminum alloy, which is 25% harder than what our competitors use (H34 or H32). Its yield strength and ultimate strength make it a material of choice in watercraft manufacturing. This is why all Princecraft® boat bottoms and sides are made with H36 aluminum.

Yield strength is the maximum amount of flexing a material can sustain and still return to its original shape. Once yield strength is exceeded, the material (in this case, H36 aluminum) cannot return to its original shape and will remain permanently marked or dented. On the water, this means that your H36 aluminum hull will flex more and dent less if you come into contact with rocks.

Ultimate strength is the pressure or weight that a material can withstand before breaking. H36 aluminum can sustain impacts of up to 44,000 pounds per square inch, reducing the risk of your boat developing cracks or leaks.



\* Study conducted by Alcoa Innovation in 2011

## H36 ALUMINUM AND SUSTAINABLE DEVELOPMENT

Aluminum is infinitely recyclable, and H36 marine grade aluminum is no exception. H36 can be used over and over again and retains the physical properties Princecraft® customers value: durability, shock resistance, and malleability.





# **TORN BETWEEN YOUR PASSIONS FOR BOATING AND FISHING?**


WHY LIMIT YOURSELF WHEN THE LATEST ENTRY IN OUR VENTURA LINEUP OFFERS YOU EVERYTHING YOU NEED FOR FISHING AND FAMILY BOATING ADVENTURES? DESIGNED WITH THE TRADEMARK PRINCECRAFT® ONE-PIECE REVERSE CHINE HULL, THE VENTURA RL BOASTS INNOVATES WITH ITS MULTIFUNCTIONAL INTERIOR LAYOUT CRAFTED FOR MEMORABLE DAYS OF FAMILY FUN IN THE SUN AND FISHING WITH FRIENDS.





## THE PRINCECRAFT® SIGNATURE ONE-PIECE HULL

While our competitors use two or even three pieces of aluminum to make their hull bottoms, Princecraft® takes a different approach, using a single weld-free piece of H36 aluminum that we cut and fold to form our boat bottoms. This manufacturing technique offers many advantages, including reduced vibration at high speeds, superior strength and water tightness, and outstanding resale value.



## INNOVATIVE LAYOUT

The Ventura RL breaks new ground with its versatile interior layout. Designed for fun with family and friends, it delivers a wealth of fishing-friendly features without sacrificing an ounce of legendary Princecraft® performance.



With an L-shaped seat, a widen console and a twin bolster swivel captain's chair, the front of the Ventura RL is the perfect place for relaxing with friends and family. The rear features a multipurpose seat/tanning area and folding table, a perfect spot for refreshments.

With two fishing platforms located at bow and stern, a large in-floor storage compartment to store fishing rods or water skis and a 44" livewell to keep your catch fresh, the Ventura RL has everything it takes for great fishing. A front storage can hold up to 3 batteries and an additional seat.

**WANT TO TAKE LONGER TRIPS? UPGRADE YOUR BOAT WITH SWIM PLATFORMS, A POP-UP PRIVACY ENCLOSURE, AND A CHEMICAL HEAD. NOW YOU'RE READY TO ENJOY NATURE HASSLE-FREE.**



# VENTURA RL

## VENTURA 23 RL

SHOWN IN PHANTOM GREY

### WITH OPTIONS

- › Entertainment Package
- › Swim platform, on passenger side
- › Premium High Power stereo system, including Simrad® Go7 touch screen
- › Trolling motor

### KEY STANDARD FEATURES

- › High performance deep-Vee reverse chine hull design
- › In-floor lockable ski storage compartment with holder storage
- › Built-in floor cooler
- › Wide fiberglass helm console with glove box, gauges, radio, wireless cell phone charger, and cup holders and smoked windscreen
- › Complete instrumentation: tachometer, voltmeter, speedometer, trim, and fuel gauges
- › No-FeedBack™ steering system with dual cable
- › 200-watt AM/FM/Bluetooth® Kicker® Stereo with integrated USB plug and auxiliary input (1/8") in console, including 4 waterproof speakers
- › Bolster captain's chair on slide and swivel (twin bolster captain's chair in 23 RL)
- › RL design: multi-positions seat module, sundeck, black folding pedestal mount removable table with cup holders and storage under all lounges
- › Leisure zone with lounge seats, L-shaped furniture with storage under all seats including cup holders and USB plugs
- › Black bimini top

	Center line	Beam	Chine width	Maximum depth	Approximate draft	Transom height	Approximate weight	Aluminum thickness (Bottom)	Aluminum thickness (Side)	Built-in gas tank	Maximum HP capacity	Maximum weight capacity	Maximum weight person capacity	Maximum person capacity
<b>23 RL</b>	7.0 m (23'-1")	2.6 m (83")	2.1 m (83")	1.0 m (40")	0.8 m (31")	0.64 m (25")	1066 kg (2350 lb.)	2.8 mm (.110")	2.5 mm (.100")	≤ 208 L (55 U.S. gal.)	186 kW (250 HP)	★ 1183 kg (2607 lb.)	★ 825 kg (1819 lb.)	★ 11
													★ 768 kg (1693 lb.)	★ 12
<b>20 RL</b>	6.1 m (20'-1")	2.6 m (101")	2.1 m (83")	1.0 m (40")	0.7 m (29")	0.64 m (25")	979 kg (2158 lb.)	2.8 mm (.110")	2.5 mm (.100")	≤ 208 L (55 U.S. gal.)	149 kW (200 HP)	★ 1013 kg (2233 lb.)	★ 675 kg (1488 lb.)	★ 9
													★ 621 kg (1370 lb.)	★ 10





- 1 RL design: multi-positions seat module with storage, sundeck, black folding pedestal mount removable table with cup holders
- 2 Rear view of multi-positions seat module of RL design
- 3 Black folding pedestal mount removable table with cup holders

- 4 Optional head with holding tank and pump out system
- 5 Wide fiberglass helm console with glove box, gauges, radio, wireless cell phone charger, and cup holders
- 6 2 folding seats at the stern




AVAILABLE COLORS

## VENTURA 23 RL

SHOWN IN PHANTOM GREY

### WITH OPTIONS

- › Entertainment Package
- › LED docking lights
- › Swim platform, on passenger side
- › Trolling motor



## VENTURA 20 RL

SHOWN IN PHANTOM GREY

### WITH OPTIONS

- › Entertainment Package
- › LED docking lights
- › Sonar
- › Trolling motor



# VENTURA

## VENTURA 192

SHOWN IN GREY

WITH OPTIONS

- › Sonar
- › LED docking lights
- › Trolling motor
- › Anti-skid vinyl floor covering

### KEY STANDARD FEATURES

- › High performance deep-Vee reverse chine hull design
- › 2 folding seats on swivel at the bow and 2 floor seat bases
- › 77 L/20 U.S. gal. bow electric-filled aerated livewell at the bow
- › 12V or 24V bow trolling motor plug and receptacle with 2 battery tie-downs
- › In-floor lockable ski storage compartment with 7' rod holder storage
- › Built-in floor cooler
- › Helm console with glove box and smoked windscreen
- › Black dash panel with lighted switches
- › Complete instrumentation: tachometer, voltmeter, speedometer, trim, and fuel gauges
- › No-FeedBack™ steering system with dual cable
- › 200-watt AM/FM/Bluetooth® Kicker® Stereo with integrated USB plug and auxiliary input (1/8") in console, including 4 waterproof speakers
- › Captain's chair on slide and swivel
- › Black pearl woodgrain pedestal mount removable stern table with drink holders
- › Full-width rear padded sundeck
- › Black bimini top

	Center line	Beam	Chine width	Maximum depth	Approximate draft	Transom height	Approximate weight	Aluminum thickness (Bottom)	Aluminum thickness (Side)	Built-in gas tank	Maximum HP capacity	Maximum weight capacity	Maximum weight person capacity	Maximum person capacity
<b>222</b>	6.8 m (22'-2")	2.5 m (97")	2.1 m (83")	0.8 m (32")	0.8 m (31")	0.64 m (25")	1021 kg (2250 lb.)	2.8 mm (.110")	2.5 mm (.100")	174 L (46 U.S. gal.)	149 kW (200 HP)	♣ 1063 kg (2344 lb.) ★ 1072 kg (2363 lb.)	★ ♣ 726 kg (1600 lb.)	★ ♣ 12
<b>192</b>	5.8 m (19'-2")	2.5 m (97")	2.1 m (83")	0.8 m (32")	0.7 m (29")	0.64 m (25")	943 kg (2078 lb.)	2.8 mm (.110")	2.5 mm (.100")	174 L (46 U.S. gal.)	112 kW (150 HP)	♣ 938 kg (2067 lb.) ★ 946 kg (2085 lb.)	♣ ★ 600 kg (1323 lb.)	♣ 8 ★ 10





- 1 Driver console (shown with Sonar/GPS Humminbird® Helix 5 G2 option)
- 2 Pedestal mount removable stern table with drink holders
- 3 Glove box under the console
- 4 In-floor lockable ski and rod storage compartment (Ventura 192 storage shown)
- 5 77 L/20 U.S. gal. bow electric-filled aerated livewell
- 6 2 bow folding seats



AVAILABLE COLORS



SE = Optional Special Edition

## VENTURA 222

SHOWN IN GREY

### WITH OPTIONS

- › Sonar
- › LED docking lights
- › Trolling motor
- › Anti-skid vinyl floor covering



## VENTURA 192

SHOWN IN SPECIAL EDITION (SE) - OPTIONAL

### WITH OPTIONS

- › Entertainment Package
- › Sonar
- › Trolling motor
- › Select dark grey vinyl floor covering



# VENTURA



## VENTURA 224

SHOWN IN SPECIAL EDITION (SE) - OPTIONAL

### WITH OPTIONS


- › Entertainment Package
- › Sonar
- › Trolling motor
- › Select dark grey vinyl floor covering

### KEY STANDARD FEATURES

- › High performance deep-Vee reverse chine hull design
- › 4 folding seats on swivel (2 at the bow/ 2 at the stern) and 4 floor seat bases
- › 77 L/20 U.S. gal. bow electric-filled aerated livewell (1 additional stern livewell in Ventura 224)
- › 12V or 24V bow trolling motor plug and receptacle with 2 battery tie-downs
- › In-floor lockable ski storage compartment with 7' rod holder storage
- › Built-in floor cooler
- › Helm console with glove box and smoked windscreen
- › Black dash panel with lighted switches
- › Complete instrumentation: tachometer, voltmeter, speedometer, trim, and fuel gauges
- › No-FeedBack™ steering system with dual cable
- › 200-watt AM/FM/Bluetooth® Kicker® Stereo with integrated USB plug and auxiliary input (1/8") in console, including 4 waterproof speakers
- › Captain's chair on slide and swivel
- › Black pearl woodgrain pedestal mount removable stern table with drink holders
- › Black bimini top

	Center line	Beam	Chine width	Maximum depth	Approximate draft	Transom height	Approximate weight	Aluminum thickness (Bottom)	Aluminum thickness (Side)	Built-in gas tank	Maximum HP capacity	Maximum weight capacity	Maximum weight person capacity	Maximum person capacity
<b>224</b>	6.8 m (22'-2")	2.5 m (97")	2.1 m (83")	0.8 m (32")	0.8 m (31")	0.64 m (25")	1021 kg (2250 lb.)	2.8 mm (.110")	2.5 mm (.100")	174 L (46 U.S. gal.)	149 kW (200 HP)	P 1063 kg (2344 lb.) ★ 1072 kg (2363 lb.)	★ P 726 kg (1600 lb.)	★ P 12
<b>194</b>	5.8 m (19'-2")	2.5 m (97")	2.1 m (83")	0.8 m (32")	0.7 m (29")	0.64 m (25")	933 kg (2058 lb.)	2.8 mm (.110")	2.5 mm (.100")	174 L (46 U.S. gal.)	112 kW (150 HP)	♦ 938 kg (2067 lb.) ★ 946 kg (2085 lb.)	♦ ★ 600 kg (1323 lb.)	♦ 8 ★ 10





1 Storage under all lounges

2 Built-in floor cooler

3 Pedestal mount removable stern table with drink holders



4 77 L/20 U.S. gal. bow electric-filled aerated livewell (1 additional stern livewell in Ventura 224)

5 Optional tilt steering mechanism

6 Optional removable privacy enclosure



AVAILABLE COLORS



SE = Optional Special Edition

## VENTURA 224

SHOWN IN GREY

### WITH OPTIONS

- › Entertainment Package
- › Sonar
- › LED docking lights
- › Trolling motor
- › Anti-skid vinyl floor covering




## VENTURA 194

SHOWN IN WHITE

### WITH OPTIONS

- › Sonar
- › Trolling motor
- › Anti-skid vinyl floor covering





# VOGUE® XT



## VOGUE® 25 XT

SHOWN IN METALLIC GRAPHITE GREY

### WITH OPTIONS

- › Sport Edition
- › Performance Configuration
- › Wakeboard tower speakers
- › Wakeboard electric tower with bimini top
- › 3D black chrome decals
- › Sensation grey vinyl floor covering

### KEY STANDARD FEATURES

- › Black folding pedestal mount removable table with cup holders
- › Automotive style raised fiberglass helm console
- › Dash panel with black inserts and lighted switches
- › Simrad® Go7 multifunction touch screen with VesselView Link allowing instrumentation display, GPS functions, and sonar
- › AM/FM/Bluetooth® KMC100 Kicker® Stereo with integrated USB plug and auxiliary input in console, including 6 waterproof speakers
- › Captain chair and passenger captain's seat(s) reclining, on slide and swivel
- › Cup holder inserts with USB plug in the padding
- › Integrated trash storage
- › Extra large stern swim platform, including a large telescopic stainless steel boarding ladder
- › Chrome finish Princecraft® 3D logo
- › High-end black bimini top with black finish structure
- › Speaker unit, including USB port and 2 cup holders
- › XT design: multi-positions seat module, integrated cooler, privacy enclosure, safety railing, and ski tow bar

### + Speed, Sport, and Performance Configurations

To know more about the configurations offered by models, see pages 44-45.

	Overall length	Deck length	Beam	Pontoon length	Pontoon diameter	Aluminum thickness	Approximate weight	Built-in gas tank	Maximum HP capacity*	Maximum weight capacity	Maximum weight person capacity	Maximum person capacity
<b>27 XT</b>	8.5 m (27'-11")	8.4 m (27'-6")	2.6 m (8'-6")	8.0 m (26'-4")	0.64 m (25")	2.0 mm (.080")	1631 kg (3595 lb.)	≤ 185 L (49 U.S. gal.)	336 kW (450 HP)	★ 1271 kg (2802 lb.)	★ 807 kg (1780 lb.)	★ 13
<b>PERFORMANCE</b>											★ 810 kg (1785 lb.)	
<b>25 XT</b>	7.9 m (25'-11")	7.8 m (25'-6")	2.6 m (8'-6")	7.4 m (24'-4")	0.64 m (25")	2.0 mm (.080")	1116 kg (2461 lb.)	≤ 110 L (29 U.S. gal.)	130 kW (175 HP)	★ 976 kg (2152 lb.)	★ 676 kg (1490 lb.)	★ 11





- 1 LED docking lights
- 2 12V optional refrigerator  
(available on Vogue® 27 XT only)
- 3 Raised helm
- 4 Black folding pedestal mount removable  
table with cup holders
- 5 Multi-positions stern seat  
(Vogue® 27 XT seat shown)
- 6 Optional head with holding tank  
and pump out system



AVAILABLE COLORS



## VOGUE® 27 XT

SHOWN IN METALLIC BLACK

### WITH OPTIONS

- › **Sport Edition**
- › Wakeboard electric tower with bimini top
- › Premium High Power stereo system
- › 3D black chrome decals
- › Removable bow seat
- › Sensation grey vinyl floor covering



## VOGUE® 25 XT

SHOWN IN METALLIC GRAPHITE GREY

### WITH OPTIONS

- › **Sport Edition**
- › Performance Configuration
- › Wakeboard electric tower with bimini top
- › Premium High Power stereo system
- › 3D black chrome decals
- › Sensation grey vinyl floor covering



# VOGUE® RL



## KEY STANDARD FEATURES

- › Black folding pedestal mount removable table with cup holders
- › Automotive style raised fiberglass helm console
- › Simrad® Go7 multifunction touch screen with VesselView Link allowing instrumentation display, GPS functions, and sonar
- › AM/FM/Bluetooth® KMC100 Kicker® Stereo with integrated USB plug and auxiliary input in console, including 6 waterproof speakers
- › Captain chair and passenger captain's seat reclining, on slide and swivel
- › Speaker unit, including USB port and 2 cup holders
- › Cup holder inserts with USB plug in the padding
- › Integrated trash storage
- › Extra large stern swim platform, including a large telescopic stainless steel boarding ladder
- › Chrome finish Princecraft® 3D logo
- › High-end black bimini top with black finish structure
- › RL design: multi-positions seat module, integrated cooler, privacy enclosure, and stainless steel safety railing

## + Speed, Sport, and Performance Configurations

To know more about the configurations offered by models, see pages 44-45.

	Overall length	Deck length	Beam	Pontoon length	Pontoon diameter	Aluminum thickness	Approximate weight	Built-in gas tank	Maximum HP capacity*	Maximum weight capacity	Maximum weight person capacity	Maximum person capacity
<b>27 RL PERFORMANCE</b>	8.5 m (27'-11")	8.4 m (27'-6")	2.6 m (8'-6")	8.0 m (26'-4")	0.64 m (25")	2.0 mm (.080")	1700 kg (3748 lb.)	≤ 185 L (49 U.S. gal.)	336 kW (450 HP)	★ 1271 kg (2802 lb.)	★ 807 kg (1780 lb.) ★ 810 kg (1785 lb.)	★ 13
<b>25 RL</b>	7.9 m (25'-11")	7.8 m (25'-6")	2.6 m (8'-6")	7.4 m (24'-4")	0.64 m (25")	2.0 mm (.080")	1154 kg (2545 lb.)	≤ 110 L (29 U.S. gal.)	130 kW (175 HP)	★ 976 kg (2152 lb.)	★ 676 kg (1490 lb.)	★ 11
<b>23 RL</b>	7.3 m (23'-11")	7.2 m (23'-6")	2.6 m (8'-6")	6.8 m (22'-4")	0.64 m (25")	2.0 mm (.080")	1037 kg (2287 lb.)	≤ 110 L (29 U.S. gal.)	112 kW (150 HP)	★ 935 kg (2062 lb.)	★ 635 kg (1400 lb.)	★ 10





1 Black folding pedestal mount removable table with cup holders

2 Pop-up privacy enclosure (Vogue® 25 RL privacy enclosure shown)

3 Trash storage integrated into the chaise lounge back

4 Reclining passenger captain seat on slide and swivel

5 Wireless smart phone charger on console

6 RL design: multiposition seat module, integrated cooler, privacy enclosure, and stainless steel safety railing

### VOGUE® 27 RL

SHOWN IN METALLIC RUBY RED

#### WITH OPTIONS

- › **Sport Edition**
- › Stainless steel waterski tow bar
- › Wakeboard electric tower with bimini top
- › 3D black chrome decals
- › Sensation grey vinyl floor covering



### VOGUE® 25 RL

SHOWN IN METALLIC BLACK

#### WITH OPTIONS

- › **Sport Edition**
- › Performance Configuration
- › Stainless steel waterski tow bar
- › Wakeboard electric tower with bimini top
- › Premium High Power stereo system
- › 3D black chrome decals
- › Removable bow seat
- › Infinity grey/beige with white lines vinyl floor covering



### VOGUE® 23 RL

SHOWN IN METALLIC BLUE

#### WITH OPTIONS

- › **Édition Platinum**
- › Performance Configuration
- › Stainless steel waterski tow bar
- › Wakeboard electric tower with bimini top
- › Premium High Power stereo system
- › 3D black chrome decals
- › Removable bow seat
- › Select grey vinyl floor covering



AVAILABLE COLORS





# QUORUM® RL



## KEY STANDARD FEATURES

- › Quick release smoked windscreen
- › Dash panel with black inserts and lighted switches
- › Complete instrumentation: tachometer, voltmeter, speedometer, trim, and fuel gauges
- › Tilt sport steering wheel
- › AM/FM/Bluetooth® KMC45 Kicker® Stereo including 4 waterproof speakers
- › Captain's chair and passenger captain seat on slide and swivel
- › 2 chaise lounges with storage in reclined unit
- › Loungers cup holders with USB port
- › Rear swim platform, including a stainless steel telescopic boarding ladder
- › Black chrome finish Princecraft® 3D logo
- › High-end black bimini top with black anodized structure
- › RL design: multi-positions seat module, captain passenger seat, sundeck, large snack table, and storage under all the seating area

## + Speed, Sport, and Performance Configurations

To know more about the configurations offered by models, see pages 44-45.

## QUORUM® 23 RL

SHOWN IN BLUE

### WITH OPTIONS

- › Elegance Edition (with metallic grey accent)
- › Performance Configuration
- › Convenience Package
- › Wakeboard tower with bimini top
- › Safety railing on the rear seat
- › Stainless steel waterski tow bar

	Overall length	Deck length	Beam	Pontoon length	Pontoon diameter	Aluminum thickness	Approximate weight	Built-in gas tank	Maximum HP capacity*	Maximum weight capacity	Maximum weight person capacity	Maximum person capacity
<b>25 RL</b>	7.8 m (25'-8")	7.5 m (24'-8")	2.6 m (8'-5")	7.4 m (24'-4")	0.64 m (25")	2.0 mm (.080")	975 kg (2150 lb.)	≤ 110 L (29 U.S. gal.)	130 kW (175 HP)	★ 1101 kg (2427 lb.)	★ 799 kg (1765 lb.)	★ 13
<b>23 RL</b>	7.2 m (23'-9")	6.9 m (22'-8")	2.6 m (8'-5")	6.8 m (22'-4")	0.64 m (25")	2.0 mm (.080")	947 kg (2088 lb.)	≤ 110 L (29 U.S. gal.)	112 kW (150 HP)	★ 968 kg (2134 lb.)	★ 676 kg (1490 lb.)	★ 11





- 1 RL design including multi-positions seat module (lounger position shown)
- 2 Front position of the RL multi-position seat with large snack table and Flip flop seat with integrated cooler of the Dinette Package Option
- 3 Optional pop-up privacy enclosure under the RL module
- 4 Complete instrumentation: Tachometer, voltmeter, speedometer, trim, and fuel gauges
- 5 Captain's chair on slide and swivel
- 6 Loungers cup holders with USB port



AVAILABLE COLORS



## QUORUM® 25 RL

SHOWN IN STEEL GREY

### WITH OPTIONS

- › Elegance Edition (with metallic grey accent)
- › Performance Configuration
- › Convenience Package
- › Dinette Package: Flip flop seat with integrated cooler
- › Stainless steel waterski tow bar
- › Wakeboard tower with bimini top
- › Safety railing on the rear seat



## QUORUM® 23 RL

SHOWN IN BLACK

### WITH OPTIONS

- › Elegance Edition (with metallic grey accent)
- › Sport Configuration



# QUORUM® XT



## QUORUM® 23 XT

SHOWN IN RUBY RED

### WITH OPTIONS

- › Elegance Edition (with metallic grey accent)
- › Sport Configuration
- › Convenience Package
- › Stainless steel waterski tow bar
- › Double bimini top

	Overall length	Deck length	Beam	Pontoon length	Pontoon diameter	Aluminum thickness	Approximate weight	Built-in gas tank	Maximum HP capacity*	Maximum weight capacity	Maximum weight person capacity	Maximum person capacity
<b>23 XT</b>	7.2 m (23'-9")	6.9 m (22'-8")	2.6 m (8'-5")	6.8 m (22'-4")	0.64 m (25")	2.0 mm (.080")	990 kg (2183 lb.)	≤ 110 L (29 U.S. gal.)	112 kW (150 HP)	★ 973 kg (2144 lb.)	★ 672 kg (1482 lb.)	★ 11





- 1 Docking lights, included in the Convenience Package
- 2 Driver console with complete instrumentation
- 3 Chaise lounges in bow section

- 4 Storage under all lounges
- 5 Bow beige pedestral mount snack table with drink cup holders
- 6 Rear lounges

#### KEY STANDARD FEATURES

- › Quick release smoked windscreen
- › Dash panel with black inserts and lighted switches
- › Complete instrumentation: tachometer, voltmeter, speedometer, trim, and fuel gauges
- › Tilt sport steering wheel
- › AM/FM/Bluetooth® KMC45 Kicker® Stereo including 4 waterproof speakers
- › LED lighting under driver console
- › Captain's chair and passenger captain seat on slide and swivel

- › Loungers cup holders with USB port
- › Bow beige pedestal mount snack table with drink holders
- › Rear swim platform, including a stainless steel telescopic boarding ladder
- › Black chrome finish Princecraft® 3D logo
- › High-end black bimini top with black anodized structure

**+ Speed, Sport, and Performance Configurations**  
*To know more about the configurations offered by models, see pages 44-45.*



#### QUORUM® 23 XT

SHOWN IN RUBY RED

##### WITH OPTIONS

- › Elegance Edition (without metallic grey accent)
- › Sport Configuration
- › Convenience Package
- › Stainless steel waterski tow bar



AVAILABLE COLORS





# SPORTFISHER LX



## SPORTFISHER LX 25-2RS

SHOWN IN RUBY RED

### WITH OPTIONS

- › Elegance Edition (with metallic grey accent)
- › Sport Configuration
- › Trolling motor installation package
- › Trolling motor
- › Sonar
- › Select dark grey vinyl floor covering

	Overall length	Deck length	Beam	Pontoon length	Pontoon diameter	Aluminum thickness	Approximate weight	Built-in gas tank	Maximum HP capacity*	Maximum weight capacity	Maximum weight person capacity	Maximum person capacity
25-2RS	7.8 m (25'-9")	7.5 m (24'-8")	2.6 m (8'-5")	7.4 m (24'-4")	0.64 m (25")	2.0 mm (.080")	1018 kg (2245 lb.)	≤ 110 L (29 U.S. gal.)	130 kW (175 HP)	★ 973 kg (2144 lb.)	★ 672 kg (1482 lb.)	★ 11





- 1 Driver console with complete instrumentation, including Kicker® Stereo KMC45 AM/FM/Bluetooth® and Sonar/GPS Humminbird® Hélix 5 G2 (offered in option)
- 2 Trolling motor battery storage under the console, optional with Trolling motor installation package

- 3 Swivel folding fishing seat at stern
- 4 Bow black pearl woodgrain table offered in option with the Elegance Edition
- 5 Fishing station including 26" long built-in electric-filled aerated stern livewell (39L/10 U.S. gal.), tool holder, cup holders and 12 V plug
- 6 Optional trolling motor, including the Trolling motor installation package



AVAILABLE COLORS



#### KEY STANDARD FEATURES

- › 2 swivel folding fishing seats at stern
- › Quick release smoked windscreen
- › Dash panel with black inserts and lighted switches
- › Complete instrumentation: tachometer, voltmeter, speedometer, trim, and fuel gauges
- › Tilt sport steering wheel
- › AM/FM/Bluetooth® KMC45 Kicker® Stereo, including 4 waterproof speakers
- › Courtesy light with integrated switch on the console
- › LED lighting under driver console
- › Captain's chair on slide and swivel
- › 3 chaise lounges with storage in reclined unit
- › Loungers cup holders with USB port
- › Bow beige pedestal mount snack table with drink holders
- › Starboard side lockable rod storage compartment
- › Stern fishing station including 26" long built-in electric-filled aerated livewell (39 L / 10 U.S. gal.), tool holder, cup holders and 12V plug
- › Rear padded sundeck
- › Stainless steel stern telescopic boarding ladder
- › Black chrome finish Princecraft® 3D logo
- › High-end black bimini top with black anodized structure
- › Battery switch (to shut down the electric system)

#### SPORTFISHER LX 25-2RS

SHOWN IN RUBY RED

##### WITH OPTIONS

- › Elegance Edition (with metallic grey accent)
- › Sport Configuration
- › Convenience package
- › Trolling motor
- › Trolling motor installation package
- › Sonar





# SPORTFISHER 23



## SPORTFISHER 23-2S RL

SHOWN IN BLACK

### WITH OPTIONS

- › Standard Classic Edition
- › Sport Configuration
- › Fishing Package
- › Plus Upholstery
- › Tilt steering and slider driver seat
- › Stainless steel waterski tow bar
- › Sonar

### KEY STANDARD FEATURES

- › Quick release smoked windscreen
- › Dash panel with black inserts and lighted switches
- › Instrumentation (3 gauges): tachometer, fuel, and trim gauges
- › 160-watt AM/FM/Bluetooth® Jensen® Stereo, including 4 waterproof speakers
- › Courtesy light with integrated switch on the console
- › Captain's chair on swivel
- › 2 folding seats on swivel
- › Rear padded sundeck
- › Stainless steel stern telescopic boarding ladder
- › Black bimini top

### SPORTFISHER 23-2S RL

- › RL design: captain passenger seat, sundeck with 2-position adjustable backrest, large snack table, and storage under all the seating area
- › 2 bow storage modules
- › 32" port side gate

### + Speed, Sport, and Performance Configurations

To know more about the configurations offered by models, see pages 44-45.

	Overall length	Deck length	Beam	Pontoon length	Pontoon diameter	Aluminum thickness	Approximate weight	Built-in gas tank	Maximum HP capacity*	Maximum weight capacity	Maximum weight person capacity	Maximum person capacity
<b>23-2RS</b>	7.2 m (23'-6")	6.9 m (22'-8")	2.6 m (8'-5")	6.8 m (22'-4")	0.64 m (25")	2.0 mm (.080")	926 kg (2041 lb.)	≤ 110 L (29 U.S. gal.)	112 kW (150 HP)	★ 1028 kg (2267 lb.)	★ 728 kg (1605 lb.)	★ 11
<b>23-2S RL</b>	7.2 m (23'-6")	6.9 m (22'-8")	2.6 m (8'-5")	6.8 m (22'-4")	0.64 m (25")	2.0 mm (.080")	856 kg (1888 lb.)	≤ 110 L (29 U.S. gal.)	112 kW (150 HP)	★ 968 kg (2134 lb.)	★ 676 kg (1490 lb.)	★ 11





**1** Stern fishing unit, including a 26" (39 L/10 U.S. gal.) electric-filled aerated livewell, tool holder, cup holders and 12V plug (only Sportfisher 23-2RS)

**2** Chaise lounge integrated to the console

**3** Storage under all seat area

**4** Trolling motor installation package

**5** Folding seats on swivel

**6** Driver console with gauges (tachometer, fuel and trim), 160-watt AM/FM Bluetooth® Jensen® Stereo and Sonar/ GPS Humminbird® Helix 5 G2 (offered in option)



AVAILABLE COLORS



## SPORTFISHER 23-2RS

SHOWN IN BLACK

### WITH OPTIONS

- › Sport Configuration
- › Trolling motor
- › Trolling motor installation package
- › Sonar



## SPORTFISHER 23-2S RL

SHOWN IN RUBY RED

### WITH OPTIONS

- › Silver Premium Classic Edition
- › Sport Configuration
- › Plus Upholstery
- › Safety railing on the rear seat
- › Tilt steering and slider driver seat



# SPORTFISHER 21

## SPORTFISHER 21-4S

SHOWN IN CLASSIC BLUE

### WITH OPTIONS

- › Standard Classic Edition
- › Sport Configuration
- › Plus upholstery
- › Advanced Fishing Package
- › Trolling motor
- › Sonar
- › Select grey vinyl floor covering

### KEY STANDARD FEATURES

- › Quick release smoked windscreen
- › Dash panel with black inserts and lighted switches
- › Instrumentation (3 gauges): voltmeter, tachometer, and trim gauge (except 21-2S: fuel gauge is replaced by a voltmeter gauge)
- › 160-watt AM/FM/Bluetooth® Jensen® Stereo, including 4 waterproof speakers (2 speakers in Sportfisher 21-4S)
- › Courtesy light with integrated switch on the console
- › Captain's chair on swivel
- › 2 folding seats on swivel (4 seats in Sportfisher 21-4S)
- › 2 bow storage modules (except Sportfisher 21-2RS)
- › 39 L/10 U.S. gal. stern electric-filled aerated livewell (except Sportfisher 21-2S)
- › Stainless steel stern telescopic boarding ladder
- › Black bimini top

### SPORTFISHER 21-2S

- › Rear padded sundeck

### + Speed, Sport, and Performance Configurations

To know more about the configurations offered by models, see pages 44-45.

	Overall length	Deck length	Beam	Pontoon length	Pontoon diameter	Aluminum thickness	Approximate weight	Built-in gas tank	Maximum HP capacity*	Maximum weight capacity	Maximum weight person capacity	Maximum person capacity
<b>21-2RS</b>	6.6 m (21'-6")	6.1 m (20'-0")	2.6 m (8'-5")	6.2 m (20'-4")	0.64 m (25")	2.0 mm (.080")	821 kg (1810 lb.)	≤ 110 L (29 U.S. gal.)	86 kW (115 HP)	★ 893 kg (1969 lb.)	★ 611 kg (1346 lb.)	★ 10
<b>21-4S</b>	6.6 m (21'-6")	6.1 m (20'-0")	2.6 m (8'-5")	6.2 m (20'-4")	0.64 m (25")	2.0 mm (.080")	822 kg (1813 lb.)	≤ 110 L (29 U.S. gal.)	86 kW (115 HP)	★ 893 kg (1969 lb.)	★ 611 kg (1346 lb.)	★ 8
<b>21-2S</b>	6.6 m (21'-6")	6.1 m (20'-0")	2.6 m (8'-5")	6.2 m (20'-4")	0.64 m (25")	2.0 mm (.080")	782 kg (1724 lb.)	Portatif	86 kW (115 HP)	★ 893 kg (1969 lb.)	★ 611 kg (1346 lb.)	★ 10





- 1 Stern telescopic stainless steel boarding ladder
- 2 Storage under all lounges
- 3 2 folding seats swivel at the bow section (at stern in the Sportfisher 21-2RS/ 2 additional rear seats in the Sportfisher 21-4S)
- 4 Driver Console with gauges (shown with optional sonar)
- 5 Swivel captain's chair
- 6 Bow storage conversion kit into an aerated livewell and support for 3 rods (except Sportfisher 21-2RS)

## SPORTFISHER 21-2RS

SHOWN IN STEEL GREY

### WITH OPTIONS

- › Sport Configuration
- › Advanced Fishing Package
- › Trolling motor
- › Sonar
- › Select grey vinyl floor covering



## SPORTFISHER 21-4S

SHOWN IN CLASSIC BLUE

### WITH OPTIONS

- › **Standard Classic Edition**
- › Sport Configuration
- › Plus upholstery
- › Advanced Fishing Package
- › Trolling motor
- › Sonar
- › Select grey vinyl floor covering



## SPORTFISHER 21-2S

SHOWN IN BLACK

### WITH OPTIONS

- › **Silver Premium Classic Edition**
- › Select grey vinyl floor covering



AVAILABLE COLORS





# VECTRA® RL



## VECTRA® 21 RL

SHOWN IN BLACK

### WITH OPTIONS

- › Standard Classic Edition
- › Sport Configuration
- › Dinette Package: Flip flop seat with cooler
- › Stainless steel waterski tow bar
- › Safety railing on the rear seat
- › Select grey vinyl floor covering

### KEY STANDARD FEATURES

- › Quick release smoked windscreen
- › Dash panel with black inserts and lighted switches
- › Instrumentation (3 gauges): tachometer, fuel, and trim gauges
- › 160-watt AM/FM/Bluetooth® Jensen® Stereo, including 4 waterproof speakers
- › Courtesy light with integrated switch on the console
- › Captain's chair on swivel
- › 110 L/29 U.S. gal. built-in gas tank
- › RL design: captain passenger seat on swivel, sundeck with 2-position adjustable backrest, large table, and storage under all the seating area
- › 32" port side gate (except Vectra® 21 RL)
- › Rear swim platform, including a stainless steel telescopic boarding ladder
- › Black bimini top

### + Speed, Sport, and Performance Configurations

To know more about the configurations offered by models, see pages 44-45.

	Overall length	Deck length	Beam	Pontoon length	Pontoon diameter	Aluminum thickness	Approximate weight	Built-in gas tank	Maximum HP capacity*	Maximum weight capacity	Maximum weight person capacity	Maximum person capacity
<b>25 RL</b>	7.8 m (25'-8")	7.3 m (23'-10")	2.6 m (8'-5")	7.4 m (24'-4")	0.64 m (25")	2.0 mm (.080")	911 kg (2009 lb.)	≤ 110 L (29 U.S. gal.)	130 kW (175 HP)	★ 1042 kg (2297 lb.)	★ 742 kg (1635 lb.)	★ 12
<b>23 RL</b>	7.2 m (23'-6")	6.7 m (22'-0")	2.6 m (8'-5")	6.8 m (22'-4")	0.64 m (25")	2.0 mm (.080")	852 kg (1878 lb.)	≤ 110 L (29 U.S. gal.)	112 kW (150 HP)	★ 1036 kg (2285 lb.)	★ 736 kg (1623 lb.)	★ 12
<b>21 RL</b>	6.6 m (21'-6")	6.1 m (20'-0")	2.6 m (8'-5")	6.2 m (20'-4")	0.64 m (25")	2.0 mm (.080")	792 kg (1747 lb.)	≤ 110 L (29 U.S. gal.)	86 kW (115 HP)	★ 893 kg (1969 lb.)	★ 611 kg (1346 lb.)	★ 10





1

4



2



5



3



6

- 1 RL design: captain passenger seat on swivel, sundeck with 2-position adjustable backrest, large table, and storage under all the seating area (shown with Safety railing on the rear seat option)
- 2 Optional console door (included in Mood Package option)

- 3 Driver console
- 4 Large stern snack table
- 5 Stern telescopic stainless steel boarding ladder
- 6 Optional head with holding tank and pump out system

## VECTRA® 25 RL

SHOWN IN BLACK

### WITH OPTIONS

- › Silver Premium Classic Edition
- › Performance Configuration
- › Stainless steel waterski tow bar
- › Safety railing on the rear seat
- › Plus upholstery



## VECTRA® 23 RL

SHOWN IN STEEL GREY

### WITH OPTIONS

- › Silver Premium Classic Edition
- › Stainless steel waterski tow bar
- › Chaise lounge
- › Select grey vinyl floor covering



## VECTRA® 21 RL

SHOWN IN RUBY RED

### WITH OPTIONS

- › Silver Premium Classic Edition
- › Stainless steel waterski tow bar
- › Dinette Package: table and flip-flop seat with cooler
- › Plus upholstery
- › Select grey vinyl floor covering



AVAILABLE COLORS





# VECTRA® XT/LT



## VECTRA® 23 XT

SHOWN IN STEEL GREY

### WITH OPTIONS

- › Silver Premium Classic Edition
- › Sport Configuration
- › Stainless steel waterski tow bar
- › Plus upholstery
- › Bow beige pedestal mount removable table with cup holders
- › Select grey vinyl floor covering

### KEY STANDARD FEATURES

- › Quick release smoked windscreen
- › Dash panel with black inserts and lighted switches
- › 160-watt AM/FM/Bluetooth® Jensen® Stereo, including 4 waterproof speakers
- › Captain's chair on swivel
- › Rear swim platform, including a stainless steel telescopic boarding ladder
- › Black bimini top

### VECTRA® 23 XT

- › 110 L/29 U.S. gal. built-in gas tank
- › Instrumentation (3 gauges): tachometer, fuel, and trim gauges
- › Passenger captain seat on swivel
- › Fun Zone: 2 rear facing loungers with storages under seats and integrated cup holders

### VECTRA® 23 LT

- › Instrumentation (3 gauges): voltmeter, tachometer, and trim gauge
- › 32" port side gate
- › Rear padded sundeck
- › 2-position seat with cooler

### + Speed, Sport, and Performance Configurations

To know more about the configurations offered by models, see pages 44-45.

	Overall length	Deck length	Beam	Pontoon length	Pontoon diameter	Aluminum thickness	Approximate weight	Built-in gas tank	Maximum HP capacity*	Maximum weight capacity	Maximum weight person capacity	Maximum person capacity
<b>23 XT</b>	7.2 m (23'-6")	6.7 m (22'-0")	2.6 m (8'-5")	6.8 m (22'-4")	0.64 m (25")	2.0 mm (.080")	862 kg (1900 lb.)	≤ 102 L (27 U.S. gal.)	112 kW (150 HP)	★ 1036 kg (2285 lb.)	★ 736 kg (1623 lb.)	★ 12
<b>23 LT</b>	7.2 m (23'-6")	6.7 m (22'-0")	2.6 m (8'-5")	6.8 m (22'-4")	0.64 m (25")	2.0 mm (.080")	847 kg (1868 lb.)	Portatif	112 kW (150 HP)	★ 1036 kg (2285 lb.)	★ 736 kg (1623 lb.)	★ 12





- 1 Optional pedestal mount removable bow table with cup holders
- 2 Deluxe Captain's chair on swivel
- 3 Storage under all lounges
- 4 Storage in the reclining section of the chaise lounges of the Fun Zone at stern (Vectra® 23 XT only)
- 5 Chaise lounge integrated into the console
- 6 Optional tilt steering mechanism and slider for driver seat



AVAILABLE COLORS



## VECTRA® 23 XT

SHOWN IN BLACK

WITH OPTIONS

- › Standard Classic Edition
- › Performance Configuration
- › Plus upholstery



## VECTRA® 23 LT

SHOWN IN BLACK

WITH OPTIONS

- › Standard Classic Edition
- › Speed Configuration
- › Built-in fuel system (110 L/29 U.S. gal.)
- › Mood Package
- › Chaise lounge
- › Plus upholstery
- › Select grey vinyl floor covering



# VECTRA®

## KEY STANDARD FEATURES

- › Quick release smoked windscreen
- › Dash panel with black inserts and lighted switches
- › Instrumentation (3 gauges): voltmeter, tachometer and trim gauge
- › 160-watt AM/FM/Bluetooth® Jensen® Stereo, including 4 waterproof speakers
- › Courtesy light with integrated switch on the console
- › Captain's chair on swivel
- › Rear padded sundeck
- › Rear swim platform, including a stainless steel telescopic boarding ladder
- › Black bimini top

## + Speed, Sport, and Performance Configurations

To know more about the configurations offered by models, see pages 44-45.

## VECTRA® 23


SHOWN IN STEEL GREY

### WITH OPTIONS

- › Standard Classic Edition
- › Sport Configuration
- › Stern pedestal mount removable table with cup holders
- › Chaise lounge
- › Plus upholstery
- › Select grey vinyl floor covering

	Overall length	Deck length	Beam	Pontoon length	Pontoon diameter	Aluminum thickness	Approximate weight	Built-in gas tank	Maximum HP capacity*	Maximum weight capacity	Maximum weight person capacity	Maximum person capacity
<b>23</b>	7.2 m (23'-6")	6.7 m (22'-0")	2.6 m (8'-5")	6.8 m (22'-4")	0.64 m (25")	2.0 mm (.080")	847 kg (1868 lb.)	Portatif	112 kW (150 HP)	★ 1036 kg (2285 lb.)	★ 736 kg (1623 lb.)	★ 12
<b>21</b>	6.6 m (21'-6")	6.1 m (20'-0")	2.6 m (8'-5")	6.2 m (20'-4")	0.64 m (25")	2.0 mm (.080")	773 kg (1704 lb.)	Portatif	86 kW (115 HP)	★ 893 kg (1969 lb.)	★ 611 kg (1346 lb.)	★ 10
<b>19</b>	6.0 m (19'-7")	5.5 m (18'-1")	2.6 m (8'-5")	5.6 m (18'-4")	0.64 m (25")	2.0 mm (.080")	690 kg (1521 lb.)	Portatif	56 kW (75 HP)	♣ 787 kg (1735 lb.) ★ 818 kg (1803 lb.)	♣ 450 kg (992 lb.) ★ 533 kg (1175 lb.)	♣ 6 ★ 8





- 1 Driver console
- 2 Optional chaise lounge on passenger side, with storage underneath (Vectra® 23 and 21 only)
- 3 Optional pop-up privacy enclosure
- 4 Optional stern pedestal mount removable table with cup holders
- 5 Glove box under the console (included in Mood Package option)
- 6 Stern telescopic stainless steel boarding ladder

### **VECTRA® 23**

SHOWN IN STEEL GREY

#### WITH OPTIONS

- › Standard Classic Edition
- › Sport Configuration
- › Stern pedestal mount removable table with cup holders
- › Chaise lounge
- › Plus upholstery
- › Select grey vinyl floor covering



### **VECTRA® 21**

SHOWN IN CLASSIC BLUE

#### WITH OPTIONS

- › Standard Classic Edition
- › Stainless steel waterski tow bar
- › Chaise lounge
- › Mood Package
- › Built-in fuel system (110 L/29 U.S. gal.)
- › Select grey vinyl floor covering



### **VECTRA® 19**

SHOWN IN BLACK

#### WITH OPTIONS

- › Stern pedestal mount removable table with cup holders
- › Deluxe driver seat
- › Select grey vinyl floor covering



AVAILABLE COLORS







## KEY STANDARD FEATURES

- › Dash panel with black inserts and lighted switch
- › Courtesy light with integrated switch on the console
- › Storage under all lounges
- › Instrumentation (1 gauge): voltmeter
- › Folding driver seat on swivel
- › 2 bow folding seats on swivel (Jazz 210-2S and 190-4S only)
- › 1 stern storage module (Jazz 210-2S and 170 only)
- › Stern fishing station (Jazz 190-4S and 140-2RS only)
- › Rear swim platform with boarding ladder
- › Black bimini top (except Jazz 140-2RS)

## JAZZ 140-2RS

SHOWN IN BLACK

WITH OPTIONS

- › Concert Package

	Overall length	Deck length	Beam	Pontoon length	Pontoon diameter	Aluminum thickness	Approximate weight	Built-in gas tank	Maximum HP capacity*	Maximum weight capacity	Maximum weight person capacity	Maximum person capacity
<b>210-2S</b>	6.6 m (21'-7")	6.1 m (20'-1")	2.5 m (8'-1")	6.2 m (20'-4")	0.58 m (23")	2.0 mm (.080")	783 kg (1726 lb.)	Portatif	56 kW (75 HP)	★ 829 kg (1828 lb.)	★ 544 kg (1200 lb.)	★ 9
<b>190-4S</b>	6.0 m (19'-7")	5.5 m (18'-1")	2.5 m (8'-1")	5.6 m (18'-4")	0.58 m (23")	2.0 mm (.080")	646 kg (1425 lb.)	Portatif	45 kW (60 HP)	★ 761 kg (1678 lb.) ★ 741 kg (1634 lb.)	★ 450 kg (992 lb.) ★ 533 kg (1175 lb.)	★ 6 ★ 8
<b>170</b>	5.4 m (17'-7")	4.9 m (16'-1")	2.5 m (8'-1")	5.0 m (16'-4")	0.58 m (23")	2.0 mm (.080")	593 kg (1307 lb.)	Portatif	37 kW (50 HP)	★★ 640 kg (1410 lb.)	★ 375 kg (827 lb.) ★ 431 kg (951 lb.)	★ 5 ★ 7
<b>140-2RS</b>	4.7 m (15'-6")	4.2 m (14'-1")	2.5 m (8'-1")	4.4 m (14'-4")	0.58 m (23")	2.0 mm (.080")	546 kg (1203 lb.)	Portatif	30 kW (40 HP)	★ 552 kg (1217 lb.) ★ 570 kg (1257 lb.)	★ 300 kg (661 lb.) ★ 362 kg (798 lb.)	★ 4 ★ 6





- 1 Stern storage compartment
- 2 Optional captain's chair on swivel
- 3 2 bow folding seats on swivel (Jazz 210-2S and 190-4S only)
- 4 Bow seating area with storage
- 5 Portable gas tank

- 6 Driver console with storage underneath, molded dash panel with black inserts and lighted switches (shown with Concert Package, including Jensen® radio with 4 speakers, speedometer, tachometer, horn, LED docking lights, in-dash USB plug and smoked windscreen)



AVAILABLE COLORS



## JAZZ 210-2S

SHOWN IN CLASSIC BLUE

### WITH OPTIONS

- › Graphic Package
- › Concert Package

## JAZZ 190-4S

SHOWN IN BLACK

### WITH OPTIONS

- › Concert Package
- › Captain's chair with swivel
- › Portable gas tank (45 L/ 12 U.S. gal.)
- › Bow beige pedestal mount removable table
- › Select grey vinyl floor covering

## JAZZ 170

SHOWN IN BLACK

### WITH OPTIONS

- › Select grey vinyl floor covering

## JAZZ 140-2RS

SHOWN IN BLACK

### WITH OPTIONS

- › Concert Package





# BRIO<sup>e</sup>



## KEY STANDARD FEATURES

- › Storage under all lounges
- › Dash panel with black inserts and lighted switches
- › Courtesy light with integrated switch on the console
- › Battery chargers and boxes
- › Instrumentation (1 gauge): voltmeter
- › Folding driver seat on swivel
- › 2 bow folding seats on swivel (Brio<sup>e</sup> 210-2S only)
- › 1 stern storage module
- › Rear swim platform with boarding ladder
- › Black bimini top

## BRIO<sup>e</sup> 190

SHOWN IN BLACK

### WITH OPTIONS

- › Concert Package
- › Captain's chair on swivel
- › Bow beige pedestal mount removable table
- › Select grey vinyl floor covering

	Overall length	Deck length	Beam	Pontoon length	Pontoon diameter	Aluminum thickness	Approximate weight	Built-in gas tank	Maximum HP capacity*	Maximum weight capacity	Maximum weight person capacity	Maximum person capacity
<b>210-2S</b>	6.6 m (21'-7")	6.1 m (20'-1")	2.5 m (8'-1")	6.2 m (20'-4")	0.58 m (23")	2.0 mm (.080")	728 kg (1605 lb.)	Batterie(s)	★ 48 V/Cruise 12.0RL (équivalent 25 HP)	★ 826 kg (1822 lb.)	★ 544 kg (1200 lb.)	★ 9
<b>190</b>	6.0 m (19'-7")	5.5 m (18'-1")	2.5 m (8'-1")	5.6 m (18'-4")	0.58 m (23")	2.0 mm (.080")	674 kg (1485 lb.)	Batterie(s)	★★ 48 V/Cruise 12.0RL (équivalent 25 HP)	★★ 823 kg (1815 lb.)	★ 450 kg (992 lb.) ★ 541 kg (1193 lb.)	★ 6 ★ 8
<b>170</b>	5.4 m (17'-7")	4.9 m (16'-1")	2.5 m (8'-1")	5.0 m (16'-4")	0.58 m (23")	2.0 mm (.080")	619 kg (1365 lb.)	Batterie(s)	★★ 48 V/Cruise 12.0RL (équivalent 25 HP)	★★ 744 kg (1640 lb.)	★ 375 kg (827 lb.) ★ 462 kg (1018 lb.)	★ 5 ★ 7





1



4



2



5



3



6

- 1 Lounger integrated to the console
- 2 Driver console with optional smoked windscreen (included in the Concert Package)
- 3 Driver console with storage underneath, molded dash panel with black inserts

- and lighted switches (shown with Concert Package, including Jensen® radio with 4 speakers, speedometer, tachometer, horn, LED docking lights, in-dash USB plug and smoked windscreen)
- 4 In-floor battery storage (Torqeedo 24 Volts battery shown)
- 5 Torqeedo Cruise 6.0RL Motor
- 6 Stern ladder

## BRIO® 210-2S

SHOWN IN CLASSIC BLUE

### WITH OPTIONS

- › Concert package
- › Captain's chair with swivel
- › Select grey vinyl floor covering



## BRIO® 190

SHOWN IN BLACK

### WITH OPTIONS

- › Concert package
- › Captain's chair with swivel
- › Select grey vinyl floor covering



## BRIO® 170

SHOWN IN BLACK

### WITH OPTIONS

- › Graphic package
- › Concert package
- › Select grey vinyl floor covering



AVAILABLE COLORS





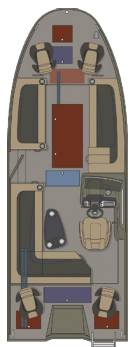
# TECHNICAL DRAWINGS

## VENTURA



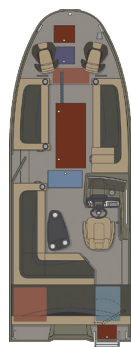
**VENTURA  
23 RL**

P. 10



**VENTURA  
224**

P. 14



**VENTURA  
222**

P. 12



**VENTURA  
20 RL**

P. 10



**VENTURA  
194**

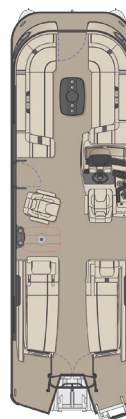
P. 14



**VENTURA  
192**

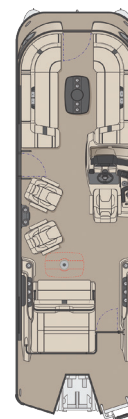
P. 12

## VOGUE®



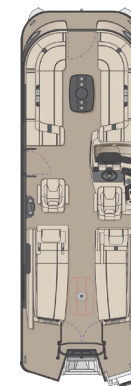
**VOGUE®  
27 XT**

P. 16



**VOGUE®  
27 RL**

P. 18



**VOGUE®  
25 XT**

P. 16



**VOGUE®  
25 RL**

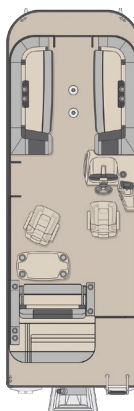
P. 18



**VOGUE®  
23 RL**

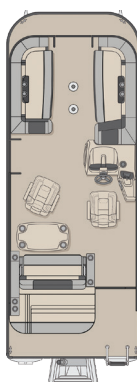
P. 18

## QUORUM®



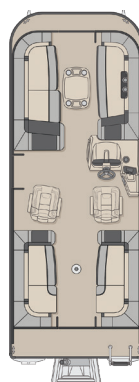
**QUORUM®  
25 RL**

P. 20



**QUORUM®  
23 RL**

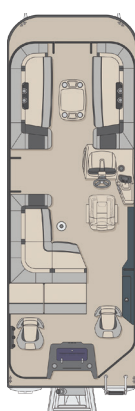
P. 20



**QUORUM®  
23 XT**

P. 22

## SPORTFISHER LX



**SPORTFISHER LX  
25-2RS**

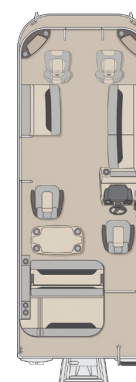
P. 24

## SPORTFISHER



**SPORTFISHER  
23-2RS**

P. 26



**SPORTFISHER  
23-2S RL**

P. 26



**SPORTFISHER  
21-2RS**

P. 28



**SPORTFISHER  
21-4S**

P. 28

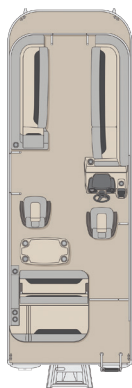


**SPORTFISHER  
21-2S**

P. 28

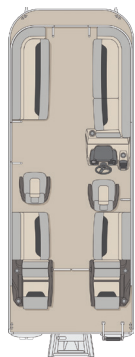


## VECTRA®



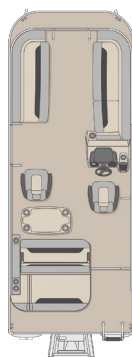
**VECTRA®  
25 RL**

P. 30



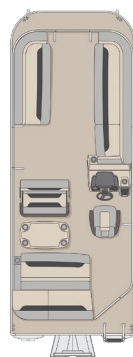
**VECTRA®  
23 XT**

P. 32



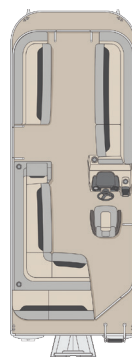
**VECTRA®  
23 RL**

P. 30



**VECTRA®  
23 LT**

P. 32



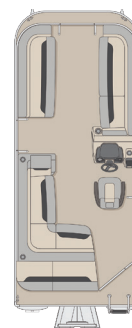
**VECTRA®  
23**

P. 34



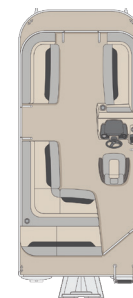
**VECTRA®  
21 RL**

P. 30



**VECTRA®  
21**

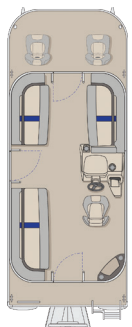
P. 34



**VECTRA®  
19**

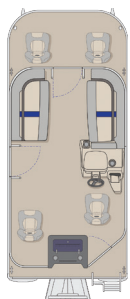
P. 34

## JAZZ



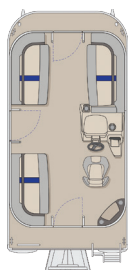
**JAZZ  
210-2S**

P. 36



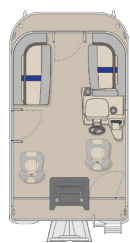
**JAZZ  
190-4S**

P. 36



**JAZZ  
170**

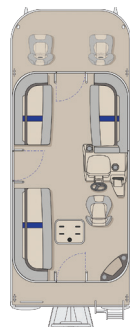
P. 36



**JAZZ  
140-2RS**

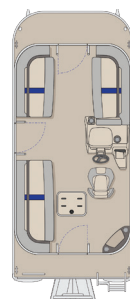
P. 36

## BRIO®



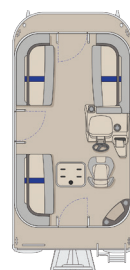
**BRIO®  
210-2S**

P. 38



**BRIO®  
190**

P. 38



**BRIO®  
170**

P. 38

### LEGEND

-  LIVEWELL
-  STORAGE COMPARTMENT
-  OPEN SPACE STORAGE COMPARTMENT
-  ROD STORAGE COMPARTMENT
-  FUEL TANK
-  ICEBOX





# COLORS AND FINISHING TOUCHES

## VENTURA

### GREY



UPHOLSTERY COLORS    STANDARD FLOOR COVERING 

### WHITE



UPHOLSTERY COLORS    STANDARD FLOOR COVERING 

### SPECIAL EDITION (SE) - OPTIONAL



UPHOLSTERY COLORS    STANDARD FLOOR COVERING 

### PHANTOM GREY (RL MODELS ONLY)



UPHOLSTERY COLORS    STANDARD FLOOR COVERING 

## VOGUE®

### METALLIC BLACK



UPHOLSTERY COLORS   STANDARD FLOOR COVERING 

### METALLIC GRAPHITE GREY



UPHOLSTERY COLORS   STANDARD FLOOR COVERING 

### METALLIC RUBY RED



UPHOLSTERY COLORS   STANDARD FLOOR COVERING 

### METALLIC BLUE



UPHOLSTERY COLORS   STANDARD FLOOR COVERING 


### METALLIC BLACK



3D CHROME DECALS, AVAILABLE AS AN OPTION WITH ALL COLOR CHOICES

## QUORUM® AND SPORTFISHER LX

### BLACK



UPHOLSTERY COLORS    STANDARD FLOOR COVERING 

### RUBY RED



UPHOLSTERY COLORS    STANDARD FLOOR COVERING 

### STEEL GREY



UPHOLSTERY COLORS    STANDARD FLOOR COVERING 

### CLASSIC BLUE



UPHOLSTERY COLORS    STANDARD FLOOR COVERING 

### BLACK

(OPTIONAL ELEGANCE EDITION WITH METALLIC GREY COLOR ACCENT)




### RUBY RED

(OPTIONAL ELEGANCE EDITION WITH METALLIC GREY COLOR ACCENT)




### STEEL GREY

(OPTIONAL ELEGANCE EDITION WITH METALLIC GREY COLOR ACCENT)



### CLASSIC BLUE

(OPTIONAL ELEGANCE EDITION WITH METALLIC GREY COLOR ACCENT)





## SPORTFISHER AND VECTRA®

### BLACK



UPHOLSTERY COLORS    STANDARD FLOOR COVERING 

### RUBY RED



UPHOLSTERY COLORS    STANDARD FLOOR COVERING 




### STEEL GREY



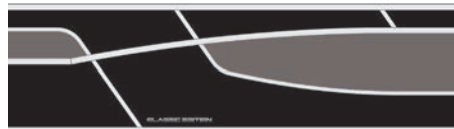
UPHOLSTERY COLORS    STANDARD FLOOR COVERING 

### CLASSIC BLUE



UPHOLSTERY COLORS    STANDARD FLOOR COVERING 

### BLACK (OPTIONAL SILVER PREMIUM CLASSIC EDITION)




### RUBY RED (OPTIONAL SILVER PREMIUM CLASSIC EDITION)



### STEEL GREY (OPTIONAL SILVER PREMIUM CLASSIC EDITION)



### CLASSIC BLUE (OPTIONAL SILVER PREMIUM CLASSIC EDITION)



## JAZZ

### BLACK



UPHOLSTERY COLORS    STANDARD FLOOR COVERING 

### CLASSIC BLUE



UPHOLSTERY COLORS    STANDARD FLOOR COVERING 

### BLACK (OPTIONAL GRAPHIC PACKAGE)



UPHOLSTERY COLORS    STANDARD FLOOR COVERING 

### CLASSIC BLUE (OPTIONAL GRAPHIC PACKAGE)



UPHOLSTERY COLORS    STANDARD FLOOR COVERING 

## BRIO®

### BLACK



UPHOLSTERY COLORS    STANDARD FLOOR COVERING 

### CLASSIC BLUE



UPHOLSTERY COLORS    STANDARD FLOOR COVERING 

### BLACK (OPTIONAL GRAPHIC PACKAGE)



UPHOLSTERY COLORS    STANDARD FLOOR COVERING 

### CLASSIC BLUE (OPTIONAL GRAPHIC PACKAGE)



UPHOLSTERY COLORS    STANDARD FLOOR COVERING 



# OPTIONAL CONFIGURATIONS

## SPEED, SPORT, AND PERFORMANCE

### POWER AND SPEED: CHOOSE WHAT'S RIGHT FOR YOU

PRINCECRAFT® OFFERS A NUMBER OF PERFORMANCE CONFIGURATIONS TO ENSURE YOUR PONTOON BOAT IS PERFECTLY ADAPTED TO YOUR NEEDS.

OUR ADVICE: CHOOSE THE ONE THAT WILL MEET ALL YOUR NEEDS FOR YEARS TO COME!




#### CLASSIC CONFIGURATION



These pontoon boats are equipped with a double pontoon, which provides stability, maneuverability, and a high degree of comfort for both driver and passengers. This configuration is perfect for outings with friends, fishing excursions, and long trips that do not require high speeds.

*The Classic Configuration is offered by default on all models except Vogue® 27 XT and Vogue® 27 RL.*



#### SPEED CONFIGURATION



Want to go faster, greater distances, or get from A to B more quickly?

Add reinforced tube noses and lifting strakes to your 2-log pontoon boat. You'll increase your maximum speed by 25 to 30%.

*Available on all models except: Vogue® 27 XT, Vogue® 27 RL, Vectra® 19, Jazz Series and Brio® Series.*



#### SPORT CONFIGURATION



Choose the perfect compromise between Speed and Performance Configurations: adding reinforced tube noses, bow central half third log, and lifting strakes to reach speeds while having an affordable configuration.

This configuration allows a motor range from 90 up to 200 horsepower. Available on 21 thru 25 foot long pontoons (Vectra®, Sportfisher, Sportfisher LX, Quorum®, and Vogue® Series).

*Available on all models except: Vogue® 27 XT, Vogue® 27 RL, Vectra® 19, Jazz Series and Brio® Series.*








# PERFORMANCE CONFIGURATION

The Performance Configuration adds a third pontoon, which further increases maneuverability, stability, and buoyancy.

This allows your pontoon boat to handle a more powerful motor (up to 450 HP, Vogue® Series only) that will propel you through the water more quickly. Perfect for water sports fans!

Available on all models except:  
Sportfisher 21-2RS, Sportfisher 21-4S,  
Sportfisher 21-2S, Vectra® 21 RL,  
Vectra® 21, Vectra® 19, Jazz Series  
and Brio® Series.

FULL-LENGTH ALUMINUM UNDER-DECK  
SPRAY SHIELD (VOGUE® ONLY)



## 5 FEATURES OF THE PERFORMANCE CONFIGURATION

- 1 A third full-sized tube** lets you install a more powerful motor and improves stability, performance, and load capacity.
- 2 Lifting strakes** reduce the surface of tubes in the water, improving performance and helping the pontoon plane at high speeds.
- 3 Hydraulic steering** improves maneuverability at high speeds.
- 4 Reinforced pressure points** on stress zones (e.g., tube noses) absorb more impact and pounding from waves.
- 5 An under-deck aluminum spray shield** prevents waves from hitting the cross channels for a smoother ride and better performance at high speed.



## MORE POWER, MORE SPEED THE PERFORMANCE CONFIGURATION IS THE BEST CHOICE FOR THRILL FANS!

### PONTOON SPECIFICATIONS

Includes 3rd log, aluminum under-deck spray shield<sup>1</sup>, lifting strakes, reinforced tube noses, 185 L/49 U.S. gal. gas tank, and an in-floor storage compartment<sup>2</sup>.

The Performance Configuration is offered by default on the following models:

› Vogue® 27 XT and Vogue® 27 RL.

<sup>1</sup> The aluminum under-deck spray shield is full-length on the Vogue® Series.

PERFORMANCE CONFIGURATION	APPROXIMATE WEIGHT	MAXIMUM HP CAPACITY*	MAXIMUM WEIGHT CAPACITY*	MAXIMUM WEIGHT PERSON CAPACITY*	MAXIMUM PERSON CAPACITY*
VOGUE® 25 RL	1462 kg (3224 lb.)	224 kW (300 HP)	1174 kg (2589 lb.)	805 kg (1775 lb.)	13
VOGUE® 25 XT	1411 kg (3110 lb.)	224 kW (300 HP)	1174 kg (2589 lb.)	805 kg (1775 lb.)	13
VOGUE® 23 RL	1297 kg (2859 lb.)	186 kW (250 HP)	1111 kg (2449 lb.)	742 kg (1635 lb.)	12
QUORUM® 25 RL	1251 kg (2759 lb.)	224 kW (300 HP)	1238 kg (2729 lb.)	869 kg (1915 lb.)	14
QUORUM® 23 XT	1241 kg (2735 lb.)	186 kW (250 HP)	1111 kg (2449 lb.)	742 kg (1635 lb.)	12
QUORUM® 23 RL	1231 kg (2715 lb.)	186 kW (250 HP)	1111 kg (2449 lb.)	742 kg (1635 lb.)	12
SPORTFISHER LX 25-2RS	1313 kg (2894 lb.)	224 kW (300 HP)	1041 kg (2296 lb.)	672 kg (1482 lb.)	11
SPORTFISHER 23-2RS	1279 kg (2819 lb.)	130 kW (175 HP)	1042 kg (2297 lb.)	742 kg (1635 lb.)	12
SPORTFISHER 23-2S RL	1256 kg (2769 lb.)	130 kW (175HP)	1042 kg (2297 lb.)	742 kg (1635 lb.)	12
VECTRA® 25 RL	1310 kg (2887 lb.)	186 kW (250 HP)	1111 kg (2449 lb.)	742 kg (1635 lb.)	12
VECTRA® 23 XT	1262 kg (2782 lb.)	130 kW (175 HP)	1042 kg (2297 lb.)	742 kg (1635 lb.)	12
VECTRA® 23 RL	1252 kg (2760 lb.)	130 kW (175 HP)	1042 kg (2297 lb.)	742 kg (1635 lb.)	12
VECTRA® 23 LT	1256 kg (2770 lb.)	130 kW (175 HP)	1042 kg (2297 lb.)	742 kg (1635 lb.)	12
VECTRA® 23	1247 kg (2750 lb.)	130 kW (175 HP)	1042 kg (2297 lb.)	742 kg (1635 lb.)	12

\* NMMA® (USA) / Manufacturer's recommendations



# CUSTOM MULTIFUNCTION TRAILERS

**YOUR CUSTOM-MADE, HEAVY DUTY PRINCECRAFT® TRAILER FOLLOWS YOU WHEREVER YOU GO TO MAKE YOUR LIFE EASIER!**



## MOST PRINCECRAFT® TRAILERS ARE EQUIPPED WITH THIS SYSTEM

This ingenious system combines the advantages of grease and oil to create an ultra high performance lubricant. At room temperature, its viscosity is similar to that of grease. But as the bearings heat up, the lubricant becomes more fluid coating the bearings better to more effectively reduce friction and dissipate the heat generated during towing.

Each bearing is encased in a completely sealed, airtight, leak-proof, pressurized chamber.



- 1 Heavy-duty winch\*
- 2 Carpeted load guides\*
- 3 Waterproof recessed LED lights\*

- 4 Tongue jack\*
- 5 Optional mag wheels\*

\* On most models or optional


## CUSTOMIZED TRAILER FOR DECK BOATS

- › Custom-made to fit your boat's hull
- › Composite fenders with built-in step pads
- › Large radial tires
- › Single or tandem axle, depending on boat size
- › Heavy duty winch
- › Load guides
- › Black or galvanized
- › Swing tongue




## GALVANIZED, TANDEM-AXLE, SCISSOR-LIFT TRAILER

- › Available with Jazz Series, Brio® Series, Vectra® 19 / 21 / 21 RL, and Sportfisher 21-2S / 21-2RS / 21-4S




## GALVANIZED, TANDEM-AXLE, SCISSOR-LIFT TRAILER

- › Convenient for shallow water
- › Engineered to lift pontoon out of the water or off the ground
- › Standard brakes



## GALVANIZED, BUNK STYLE, SINGLE-, TANDEM-, OR TRIPLE-AXLE TRAILER

- › Designed for long distance travels
- › Superior load capacity
- › Standard brakes
- › Possibility of adding an optional conversion kit for 3-log pontoon models





# CANVAS AND COVERS: A PERFECT FIT

**INSIST ON CUSTOMIZED CANVAS TOPS AND COVERS FOR YOUR PONTOON OR DECK BOAT. AS ALWAYS, PRINCECRAFT®'S STANDARD OF QUALITY ENSURES TOTAL SATISFACTION!**

## BIMINI TOP<sup>1</sup>



- › Allows a shadow area at the back and protects against light rain

## DOUBLE BIMINI TOP AND FULL CAMPER ENCLOSURE<sup>2</sup>



- › Protect your interior from bad weather
- › Optional front, side, and aft "privacy" curtains

## TRAILER AND MOORING COVERS



- › Protect against dew, branches, rocks, and other hazards while traveling

## QUICK-RELEASE BIMINI LATCHES<sup>3</sup>



- › Let you fold the top down for traveling or getting under bridges

<sup>1</sup> Standard with all models, except Jazz 140-2RS.

<sup>2</sup> Available with some models.

<sup>3</sup> Standard with Vogue®, Quorum®, Sportfisher LX, and all deck boats.

### WARNING

Refer to your Owner's Manual for very important information on the dangers of carbon monoxide and using canvas while boating.



# OPTIONNAL EQUIPMENT

## DECK BOATS




**1** Port & starboard side rear swim platforms with built-in stainless steel boarding ladder **2** Swim platform, on passenger side **3-4** Bolstered captain's chair **5** 200-watt AM/FM/Bluetooth® KMC100 Kicker® Stereo **6** Stainless steel waterski tow bar **7** Anodized wakeboard tower **8** Underwater lighting **9** LED docking lights **10** Pop-up privacy enclosure **11** Battery charger (many models available) **12** Fishing seat (included in Special Edition Color (SE) option)



## PONTOONS/DECK BOATS

For complete standard features and options, visit our Website at [princecraft.com](http://princecraft.com)





**1** Tilt steering wheel **2** Pop-up privacy enclosure **3** Premium High Power/Sub Audio System **4** Multifunction Simrad® Go7 screen **5** Multifunction Simrad® Go9 touch screen **6** 2 pontoon rail boat fender hangers **7** SmartCraft™ instrumentation **8** Chemical head **9** Starboard side lockable rod storage compartment **10** Wakeboard tower speakers **11** Active trim: automatic trim system **12** Bimini legs for bimini top **13** BBQ gas grill **14** Stainless steel waterski tow bar **15** Battery switch **16** Downrigger support **17** SeaStar® hydraulic steering system with tilt wheel



# OPTIONNAL EQUIPMENT

## PONTOONS

For complete standard features and options, visit our Website at [princecraft.com](http://princecraft.com)



**1** Safety railing on the rear seat option **2** Console door **3** 2 stainless steel fender supports **4** Stern beige pedestal mount removable table with cup holders **5** Stern black pearl woodgrain pedestal mount removable table with cup holders **6** Black folding pedestal mount removable table with cup holders **7** Bow beige rectangular pedestal mount removable table with cup holders **8** Bow black pearl woodgrain rectangular pedestal mount removable table with cup holders **9** LED docking lights **10** LED docking lights (Jazz and Brio® Series) **11** LED lighting on pontoon logs **12** Captain's chair on swivel **13** Deluxe driver seat replacing the standard seat **14** Solar panel **15** Reclining captain's chair **16** Driver seat on slider **17** Dinette Package: flip flop seat (Quorum® series shown) **18** Station for additional battery bank **19** Torqeedo battery 24V Power 24-3500 with fast charger **20** Torqeedo battery 48V Power 48-5000 with fast charger **21** 45 L/12 U.S. gal. portable gas tank **22** Built-in gas tank **23** Power trim and tilt system (for Torqeedo motor)



### MOOD PACKAGE

(Vectra® only): snack table (bow or stern), in-dash cubby, and console door



## CLASSIC EDITION

### CLASSIC EDITION (STANDARD AND SILVER PREMIUM)

(Sportfisher and Vectra® Series only): Classic Edition logo on both sides, raised chrome Princecraft® decals on both sides and front door, LED lighting under driver console, deluxe driver seat and steering wheel, chrome docking lights, horn, housings, and cup holders. *Addition of graphic package with metallic color accent in Silver Premium Classic Edition only.*



## ELEGANCE EDITION

### ELEGANCE EDITION (WITH OR WITHOUT METALLIC GREY COLOR ACCENT)

(Quorum® and Sportfisher LX Series only): Elegance Edition logo on both sides, LED lighting on logs, speakers, and cup holders, and black pearl woodgrain table. *Addition of graphic package with metallic grey color accent in Elegance Edition with metallic grey color accent only.*



## SPORT EDITION

(Vogue® Series only): Sport Edition logo on both sides, high-end textured upholstery, LED lighting on floor, bimini top, pontoon logs, speakers, and fixed cup holders.



## PLATINUM EDITION

(Vogue® Series only): Platinum Edition logo on both sides, high-end diamond textured upholstery, LED lighting on floor, bimini top, pontoon logs, speakers, and fixed cup holders.







# PRINCECRAFT®



**PLEASE READ CAREFULLY:** Dimensions, capacities, ratings, and additional specifications, plus complete warranty and service information, are available from your Princecraft® dealer. Product illustrations and data within this catalog are based upon information available at the time of publication. Not all accessories shown in pictures or described herein are standard equipment or even available as options. Specification measurements are approximations and subject to variance. Because Princecraft® is dedicated to constant product improvements, Princecraft® reserves the right to make changes without prior notice or obligation. Not all model year boats may contain all of the features or meet the specifications described herein. Ask your Princecraft® dealer for the most current product specifications prior to purchase. Some of the equipment shown separately or on products illustrated in this catalog may be optional at extra cost. Options and features are subject to change without notice. Princecraft® is a member in good standing of the National Marine Manufacturers Association (NMMA) USA and Canada. All boats comply with Canadian Coast Guard and U.S. Coast Guard regulations. All Princecraft® boats are in compliance with NMMA's Boat Certification Program.

Special thanks to: Mercury Marine®, Rapala®, Coleman®, Cannon Downriggers, Stearns®.

**FOR MORE INFORMATION** on our boats, to check out our videos, or to find your nearest dealer, visit our Website at [princecraft.com](http://princecraft.com) or call us at **1 800 395-8858**

**IN CANADA:** Princecraft® Boats Inc., A Brunswick Company, 725 Saint-Henri Street, Princeville (Quebec) G6L 5C2  
**IN THE UNITED STATES:** Princecraft® U.S., A Brunswick Company, 26125 N Riverwoods Blvd, Suite 500, Mettawa, IL 60045  
Princecraft® factory-packaged boats are available with various horsepower Mercury® outboards. [www.mercurymarine.com](http://www.mercurymarine.com)