

# 2008 ALUMINUM FISHING BOATS



**PRINCECRAFT®**  
The More You Know The Better We Look





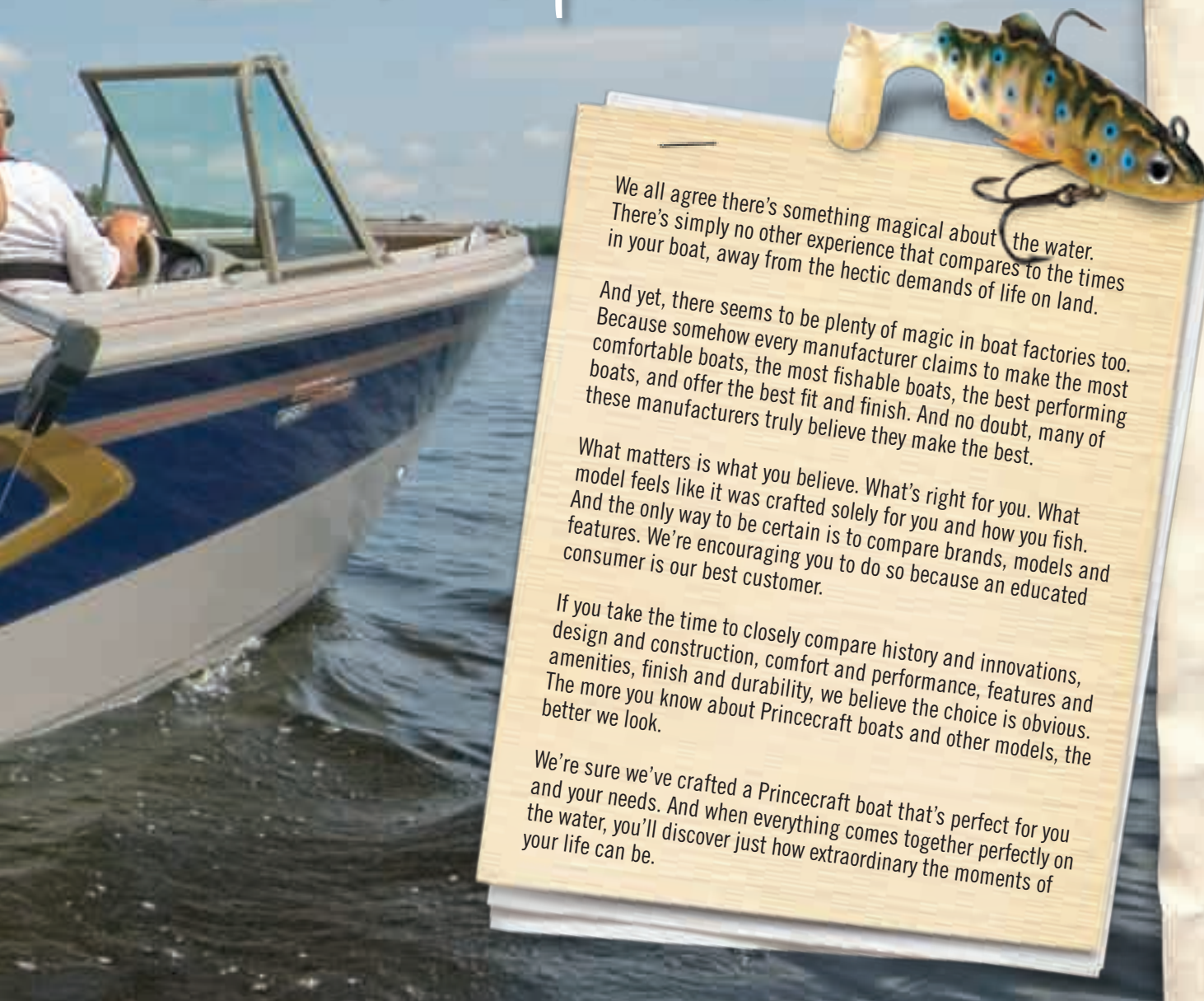
Enhancing





# your life on the water.

## If that's possible.



We all agree there's something magical about the water. There's simply no other experience that compares to the times in your boat, away from the hectic demands of life on land.

And yet, there seems to be plenty of magic in boat factories too. Because somehow every manufacturer claims to make the most comfortable boats, the most fishable boats, the best performing boats, and offer the best fit and finish. And no doubt, many of these manufacturers truly believe they make the best.

What matters is what you believe. What's right for you. What model feels like it was crafted solely for you and how you fish. And the only way to be certain is to compare brands, models and features. We're encouraging you to do so because an educated consumer is our best customer.

If you take the time to closely compare history and innovations, design and construction, comfort and performance, features and amenities, finish and durability, we believe the choice is obvious. The more you know about Princecraft boats and other models, the better we look.

We're sure we've crafted a Princecraft boat that's perfect for you and your needs. And when everything comes together perfectly on the water, you'll discover just how extraordinary the moments of your life can be.

### 2008 Index

The Princecraft Difference.....4-5

Super Pro Special Edition .....6-11

Super Pro Tournament Series.....12-13  
SP 198 SC & SP 178 SC

Pro Fishing Series.....14-21  
Pro 207 & 206 .....16-17  
Pro 186 & 176 .....18-19  
Pro 185 GL .....20  
Pro 166.....21

Pro Super Sport Series .....22-23  
Pro 174 SS & 164 SS

Super Pro Fish'n Promenade Series.....24  
Super Pro 176

Pro Series® .....25-29  
Pro 179 LX SC.....26  
Pro 165 SC .....27  
Pro 169 LX WS, 169 LX SC & 169 BT.....28-29

DLX Series .....30-33  
Holiday® DLX BT, Starfish™ DLX BT,  
Resorter® DLX BT, Yukon® DLX BT .....31  
Hudson® DLX SC, Holiday® DLX WS, Holiday® DLX SC,  
Starfish™ DLX SC, Resorter® DLX SC .....32-33

Utility Series & Cartops.....34-37  
Scamper® & Seasprite® .....35  
Holiday®, Starfish™, Springbok, Resorter®,  
Yukon®, Fisherman, Ungava .....36-37

Trailers .....38-39

Canvas.....40

Optional Equipment.....41

Standard Features & Protection Plan .....42-43



# PRINCECRAFT'S STRONGEST CONSTRUCTION EVER BUILT

**H36**  
MARINE GRADE  
ALUMINUM  
DOUBLE PLATED  
BOTTOM

**UP TO .210"**  
**HULL THICKNESS**

**which far exceeds other brands**

that offer single-plated bottoms from only .080" - .100" of thickness

Larger boats  
are double plated  
at the chine to  
transfer the stress  
from the bottom to  
the side panels

Princecraft  
super-strong hulls  
provide the extra  
reinforcement of a  
specially designed  
bulkhead system  
fastened to the  
double plated  
bottom

Our hull bottoms  
are double plated  
from mid-ship to bow.  
Boats absorb most  
pounding at the bow.  
Princecraft boats feature  
double-plated H36 aluminum  
bottoms that make our hull  
thickness up to .210".

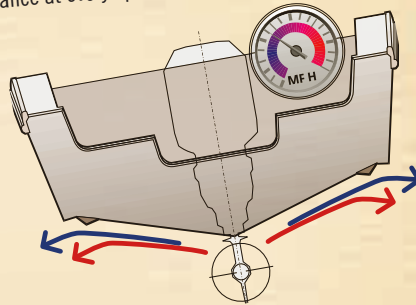




# Reasons to Choose a Princecraft Boat.


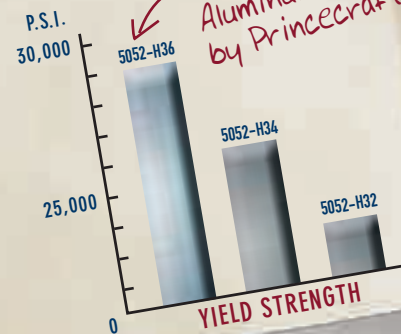
## Pure performance with our double-reverse chine

- ✓ We invented the double-reverse chine and set the industry standard for handling and performance
- ✓ The double-reverse chine improves performance at every speed
- ✓ The outer chine enhances performance at slower speeds or with heavier loads
- ✓ The inner chine enhances performance when the boat is running at higher speeds or with lighter loads
- ✓ Provides lift so the boat gets on plane faster and reduces resistance
- ✓ The double-reverse chine helps prevent "chine walking" at high speeds



## Best Marine Grade Aluminum 5052-H36 for Hull Construction

- ✓ Our aluminum alloy is 25% harder than other aluminum used by many competitors
- ✓ 5052-H36 provides the best strength-to-weight ratio for hulls
- ✓ Resists denting from docking and prevents "washboard" effect from pounding on the hull bottom, which undermines performance
- ✓ Provides uniform strength from bow to stern, for perfectly straight side panels and a truer hull shape
- ✓ Provides more durability and lasting value for decades



## Advanced Hull Design

- ✓ A comprehensive understanding of hull performance and durability guides innovation
- ✓ Princecraft developed technology to merge computerized design and innovation for optimum hull durability and performance on the water
- ✓ Then every detail of hull design is nuanced by our experienced engineers to optimize stability on water
- ✓ Hull bottoms are designed as one-piece aluminum hulls to ensure maximum strength and rigidity for the lifetime of the boat

## Engineered to take a pounding and last a long time

- ✓ Rivets are the most dependable fastening method ever invented
- ✓ Like high-stress vehicles such as airplanes and semi-trucks, Princecraft boats are engineered with riveted seams for years of relentless pounding
- ✓ Princecraft double rivets where the hull bottom is joined to the sides and to the transom for even more durability
- ✓ Structural members of all 18' models and bigger are riveted with 1/4" solid-aluminum rivets where it counts

## Added Safety built right in

- ✓ Deeper V hulls and higher hull sides provide a safer, drier ride
- ✓ Higher transoms, deep freeboard, and deep self-draining motor wells minimize backwash
- ✓ Heavy-duty 2 3/8"-diameter pedestal-seat posts are unbreakable and the most secure
- ✓ Plenty of grab handles are located throughout the boats, including the underside of Pro and Super Pro folding fishing seats
- ✓ No-FeedBack steering systems ensure your control
- ✓ Stern steering systems are mounted to a welded metal frame under the console for more strength and rigidity
- ✓ Jump seats are well inside boat and not at gunnel level



Visit [www.princecraft.com](http://www.princecraft.com) for more details.

# Super Pro Special Edition




## The Ultimate Boat Package

Most of fishing is about “feel.” Does a particular spot feel right? Can you feel your lure around structure? Will you feel the most finicky of strikes?

Everything about Special Edition boat packages “feels” exactly right. Models are coordinated in a rich metallic-beige color and monochrome interior with matching motor and black trailer, and include many extra special features.



Matching black trailer with aluminum step pads and optional mag wheels



### KEY FEATURES

	SP 207 SE	SP 206 SE	SP 186 SE	SP 176 SE	TOURNAMENT		FISH'N PROMENADE SP 176 FNP SE
For the boat's regular features, consult pages 8-9, 42-43					SP 198 SC SE	SP 178 SC SE	24, 42-43
Packaged with Mercury® outboard engines	•	•	•	•	•	•	•
Dark beige metallic hull w/ black accent color	•	•	•	•	•	•	•
Mercury SmartCraft System Tachometer (11 functions) <sup>1</sup>	•	•	•	•	•	•	-
Mercury SmartCraft System Speedometer (11 functions) <sup>2</sup>	•	•	•	•	•	•	-
Sea Star hydraulic steering system w/ tilt wheel	•	•	•	•	•	•	-
Sport steering wheel	•	•	•	•	•	•	-
AM/FM/CD Stereo with iPod controls & Sirius Satellite Ready	•	•	•	•	•	•	•
ProFlo™ Plus livewell system	2	2	2	2	2	2	-
Deluxe folding fishing seats	3	3	3	3	3	3	2
Sliding rails for driver seat	•	•	•	•	-	-	•
Bow coaming pads	•	•	•	•	-	-	•
Lowrance® fish/depth finder with water temperature, gimbal brackets and swivel adaptor	X-52	X-52	X-52	X-52	X-52	X-52	X-50 DS
Stainless steel cleats (+ = Recessed)	4+	4+	4+	4+	4+	4+	4
Stern boarding ladder	•	•	•	•	-	-	•
Cargo net in bow area	•	•	•	-	-	•	•
Custom-fit black trailer with swing tongue & drop axle	Tandem, disc brakes	Tandem, disc brakes	Disc brakes	Disc brakes	Disc brakes	•	•
Checker polished aluminum covered step pads	•	•	•	•	•	•	•
<b>FACTORY INSTALLED OPTION ONLY AVAILABLE WITH SPECIAL EDITION SERIES BOATS</b>							
200-watt Clarion M475 AM/FM/CD with MP3, iPod & SAT Radio Ready... upgrade exchange	•	•	•	•	•	•	•

<sup>1</sup> SmartCraft™ system tachometer includes light brightness, light control adjustment, engine alarm display, TrollControl™, battery voltage, digital tachometer, engine hour meter, engine temperature, fuel flow, power trim angle and water pressure. <sup>2</sup> SmartCraft™ system speedometer includes light brightness, light contrast adjustment, TrollControl™, clock, digital speedometer, fuel economy, fuel range, fuel tank level, lake water temperature, air temperature and trip log. <sup>3</sup> Verado™ L6 packages (200 and 225 H.P.) come standard with power steering and tilt wheel. <sup>4</sup> All Verado™ L4 and L6 packages come standard with Digital Throttle and Shift System (DTS).


For a complete list of standard and optional equipment, see pages 38-43. Photomontages show various features and options. Some accessories shown may not be available on all models.



Hydraulic steering system with tilt wheel



Comfort grip sport steering wheel



Bow cargo net\*




SP 207 SE



SP 206 SE



SP 186 SE



SP 176 SE



SP 198 SC SE



SP 178 SC SE




SP 176 FNP SE

- Livewell
- Storage Compartment
- Rod Storage/ Organizer
- Ice Chest





Fully-lit Mercury SmartCraft™ gauges



Optional 200-watt M475 Clarion  
AM/FM/CD with MP3, iPod and  
SAT Radio Ready



Lowrance®  
X-52 fish /  
depth finder  
on swiveling  
bracket

\*On most models





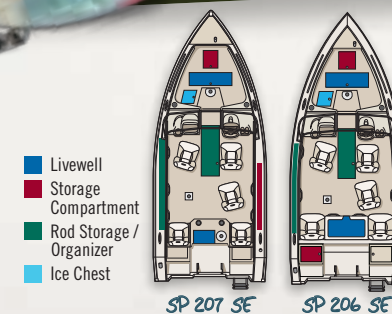


SP 206 SE



SPECIFICATIONS	Center line	Beam	Chine width	Max. depth	Approx. draft	Transom height	Approx. weight	NMMA (USA) / MANUFACTURER'S RECOMMENDATIONS				ALUMINUM THICKNESS		BUILT-IN GAS TANK (w/ in -dash gauge)
								Max. H.P. cap.	Max. weight cap.	Max. weight person cap.	Max. person cap.	Bottom	Side	
SP 207 SE	6.1 m (20'-0")	2.5 m (100")	2.1 m (84")	1.3 m (50")	0.9 m (34")	0.6 m (25")	839 kg (1850 lb.)	168 kW (225 H.P.)	1002 kg (2209 lb.)	612 kg (1350 lb.)	10	2.8 mm (.110")	1.8 mm (.072")	227 L (60 U.S. gal.)
SP 206 SE	6.1 m (20'-0")	2.5 m (99")	2.1 m (84")	1.2 m (48")	0.9 m (34")	0.6 m (25")	835 kg (1840 lb.)	168 kW (225 H.P.)	1002 kg (2209 lb.)	612 kg (1350 lb.)	10	2.8 mm (.110")	1.8 mm (.072")	227 L (60 U.S. gal.)

For a complete list of standard and optional equipment, see pages 38-43. Photomontages show various features and options. Some accessories shown may not be available on all models.

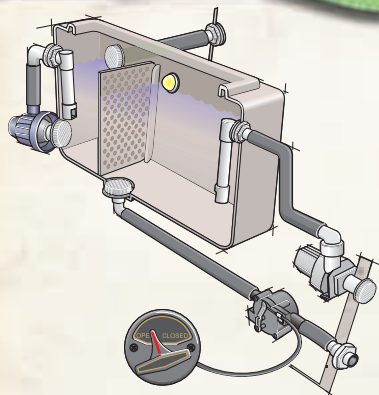




# Super Pro 207 & 206 Special Edition



SP 207 SE



Our exclusive ProFlo™ Plus is perhaps the smartest livewell system ever invented. It's designed to be virtually maintenance-free, with timed aeration and recirculation so you can stay focused on what you're on the water to do – catch fish. Plus, our two-pump system ensures your bait fish stay fresh and your catch remains healthy while running or docked.



Rod organizer



Boarding ladder located at the stern



Stainless steel recessed cleats



3 deluxe folding fishing seats

## Plus many more features...

- Double-plated aluminum bottom
- Double-reverse chine hull design
- 3 deluxe folding fishing seats
- Battery storage (2)
- Stern jump seats
- Lockable storage in side panels

## All of the Special Edition's features plus:

A storage compartment under the casting platform for a cooler or other gear

Tinted windshield



Bow coaming pads with optional bow cushions

Deck insert for casting

AM/FM/CD stereo with iPod controls and Sirius Satellite Ready

Lowrance® X-52 fish/depth finder on swiveling bracket

Mercury SmartCraft™ gauges, and hydraulic steering system & tilt wheel

Lockable rod organizer



Privacy enclosure under the seat allowing an optional chemical toilet (SP 207 SE only)

SP 207 SE  
Photomontage may show various features and options.



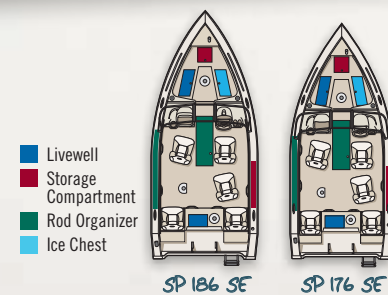


SP 186 SE

SPECIFICATIONS	Center line	Beam	Chine width	Max. depth	Approx. draft	Transom height	Approx. weight	NMMA (USA) / TRANSPORT CANADA				ALUMINUM THICKNESS		BUILT-IN GAS TANK (w/ in -dash gauge)
								Max. H.P. cap.	Max. weight cap.	Max. weight person cap.	Max. person cap.	Bottom	Side	
SP 186 SE	5.6 m (18'-6")	2.4 m (95")	2.0 m (80")	1.2 m (46")	0.8 m (33")	0.6 m (25")	692 kg (1525 lb.)	131 kW (175 H.P.)	863 kg (1902 lb.)	525 kg (1158 lb.)	** 8 [7]	2.8 mm (.110")	1.8 mm (.072")	151 L (40 U.S. gal.)
SP 176 SE	5.3 m (17'-6")	2.3 m (92")	2.0 m (80")	1.0 m (41")	0.8 m (31")	0.6 m (25")	651 kg (1435 lb.)	112 kW (150 H.P.)	787 kg (1736 lb.)	450 kg (992 lb.)	** 7 [6]	2.5 mm (.100")	1.8 mm (.072")	151 L (40 U.S. gal.)

\*\* Max. person cap.: NMMA [Transport Canada]

For a complete list of standard and optional equipment, see pages 38-43. Photomontages show various features and options. Some accessories shown may not be available on all models.





# Super Pro 186 & 176 Special Edition



SP 176 SE

Plus many more features...

- Double-plated aluminum bottom
- Double-reverse chine hull design
- 3 deluxe folding fishing seats
- Battery storage (2)
- Convertible stern jump seats
- Lockable storage in side panels

All of the Special Edition's features plus:

Ice Chest/Dry Storage



Am/fm/cd Stereo with iPod controls and Sirius Satellite Ready

Lowrance® X-52 fish/depth finder on swiveling bracket

Lockable rod organizer

Mercury SmartCraft™ gauges, hydraulic steering system & tilt wheel

stern jump seats

Tinted windshield

Anchor Storage Compartment



Mercury SmartCraft™ gauges, hydraulic steering system with tilt wheel



ProFlo™ Plus electric-fill aerated stern livewell 64 L (17 U.S. gal.) with recirculation, overflow, thru-hull drain, removable minnow bucket, light and anti-spill cover




Lockable 7-foot rod organizer



Deluxe folding fishing seat



Lockable side storage



SP 186 SE  
Photomontage may show various features and options.



# Super Pro Tournament Series

## FISH LIKE A PRO

Life on land is all about give and take. Perhaps that's why it's so rewarding to be on the water in a fish boat that hasn't been compromised in any way. As the name indicates, Super Pro Tournament Series boats are made for the tour. With all the features and options anybody could ever need to get their name on the top of the leader board.

The ProFlo™ Plus livewell system features timed aeration and recirculation so you can focus on catching more fish.



SP 178 SC

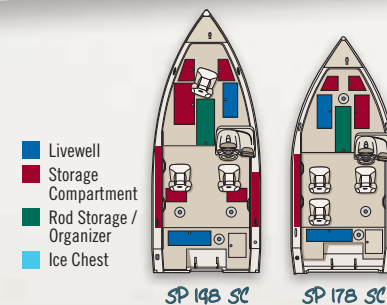


SP 198 SC

SPECIFICATIONS	Center line	Beam	Chine width	Max. depth	Approx. draft	Transom height	Approx. weight	NMMA (USA) / TRANSPORT CANADA				ALUMINUM THICKNESS		BUILT-IN GAS TANK (w/ in -dash gauge)
								Max. H.P. cap.	Max. weight cap.	Max. weight person cap.	Max. person cap.	Bottom	Side	
SP 198 SC	5.9 m (19'-5")	2.5 m (97")	2.1 m (84")	1.0 m (38")	0.8 m (31")	0.6 m (25")	708 kg (1560 lb.)	149 kW (200 H.P.)	748 kg (1650 lb.)	411 kg (906 lb.)	** 7 [5]	2.8 mm (.110")	1.8 mm (.072")	227 L (60 U.S. gal.)
SP 178 SC	5.3 m (17'-5")	2.3 m (92")	1.9 m (75")	1.0 m (40")	0.8 m (31")	0.6 m (25")	528 kg (1164 lb.)	112 kW (150 H.P.)	675 kg (1488 lb.)	337 kg (744 lb.)	** 6 [4]	2.5 mm (.100")	1.8 mm (.072")	132 L (35 U.S. gal.)

\*\* Max. person cap.: NMMA [Transport Canada]

For a complete list of standard and optional equipment, see pages 38-43. Photomontages show various features and options. Some accessories shown may not be available on all models.



SP 198 SC

SP 178 SC



# Super Pro 198 SC & 178 SC Tournament Series



SP 178 SC

## Plus many more features...

- Double-plated aluminum bottom (SP 198 SC only)
- Double-reverse chine hull design (SP 198 SC)<sup>3</sup>
- 3 deluxe fishing seats
- Deep cycle battery storage
- No-feedBack™ steering system
- AM/FM/CD stereo with iPod controls and Sirius Satellite ready



Optional bicycle seat



Stern, dual-aerated ProFlo™ Plus livewell



Lowrance® X-52 fish/depth finder on swiveling bracket



Optional port side console for better protection



Molded dash panel with complete, fully-lit instrumentation

36-volt deluxe bow trolling motor panel

Lowrance® X-52 fish/depth finder on swiveling bracket

Tackle storage with drop-in tackle box (SP 198 SC)<sup>1</sup>

Aerated ProFlo™ Plus livewell with minnow bucket, light, timer and recirculation (77 L / 20 U.S. gal.)

Lockable rod organizer

In-floor storage

Recessed cleats

Aerated ProFlo™ Plus livewell with minnow bucket, light, timer and recirculation (114 L / 30 U.S. gal.) (SP 198 SC)<sup>2</sup>

SP 198 SC SE  
Photomontage may show various features and options.

On the SP 178 SC

1 Tackle storage 2 Aerated ProFlo™ Plus livewell with minnow bucket, timer and recirculation (77 L / 20 U.S. gal.) 3 Reverse chine hull design