



**PRINCECRAFT**

The More You Know,  
The Better We Look



# Boats built by a town, not just a company

*Pay one visit to Princeville, Quebec and you'll quickly understand why, over the past 44 years, Princecraft has consistently built a line of aluminum boats, pontoons and deck boats that's second to none. That's because in Princeville, building the world's finest aluminum boats is not simply the passion of a single company, it is a unified effort that has grown to involve a good portion of the entire town.*

*You see, 100% of the design and roughly 90% of the component parts for every Princecraft are done right in Princeville. All design, engineering, upholstery, windshields, wiring, roto-cast furniture frames, roto-cast livewells, trailers and virtually every other element of the boat is produced here--not by the same third party suppliers every other boat manufacturer uses. After all, could we expect to build a far better end product, starting with the exact same materials and components our competition uses? Not likely.*

*Instead, we rely on a tight-knit team of craftsmen and specialized sub contractors whose focus is clear: Princecraft. They're committed to us and we're committed to them. Most have grown right alongside us. We work as partners—in an environment that encourages innovation and improvement. We believe new ideas can come from anywhere, at any time—a philosophy that has helped Princecraft stay on the innovative edge of aluminum boat design for decades.*

*Choosing a new boat is an important decision. So, as you begin to consider your next new boat, we hope you consider the importance of the parts—and people—that go into building it. At Princecraft, our approach is unique, and one of the big reasons we can proudly say, «the more you know, the better we look.»*



Sit behind the wheel of a Princecraft and you're spoiled by a beautiful, well appointed **helm console**. Their rounded design makes them comfortable and functional. Their wood inserts, sweeping lines and smoked windscreens give them a clean, upscale look.

## The Princecraft Pontoon: Built better to perform better.



Relax aboard a Princecraft pontoon and you're seated on some of the finest **furniture** on the water. Select models feature Roto-Cast frames for added durability and longevity. Plush upholstery uses a premium grade marine vinyl and extended life foam designed to hold its shape longer.

And Princecraft seat bases are wider and seat backs are higher for hours of comfort on the water.

Like all Princecrafts, our full line of pontoons set themselves apart by how they're put together. Take our pontoon logs, for instance. Our **air-tight, round pontoons** provide better flotation, greater load capacity and better acceleration and top-end speed.

Round pontoons are also lighter than U-shaped logs.

They're made of extra hard H36 aluminum—25% harder than typical marine aluminum.

Their air-tight chambers are sealed with bulkheads and pressure checked at the factory. If a puncture would occur, water saturation would only affect one section, **NOT** the entire pontoon.

And you can choose from some of the largest diameter pontoons on the market at 21», 24» and 25».

Our **unique aluminum motor pod** provides a superior engine mount. Ours is a unique one piece, all-aluminum design that helps to ensure correct prop ventilation to maximize performance. Designed to be superior right from the start.

# The New Versailles: Our Best Just Got Better

VERSAILLES 22, 26



**OPTION** This optional bow coffee table with drink holders is great for dine-aboard meals or snacks. It is also removable and easily stowed.



**STANDARD** This standard pop-up privacy enclosure is easy to use and provides a handy changing room or head enclosure that even comes ready for an optional head upgrade. Its design makes it easy to use and keeps it completely out of your way when not in use.



Versailles 26 L

New  
for

99

-  Forest green w/ moka carpet (Diamond Collection)
-  Ruby red w/ moka carpet (Diamond Collection)
-  Islander blue w/ moka carpet (Diamond Collection)
-  Everglade green w/ moka carpet (Diamond Collection)



Versailles 22L



**OPTION** An optional upgrade, this Clarion® AM/FM cassette marine stereo features a detachable face panel for security, delivers 120 total watts of power to four speakers (upgrade exchange). Plus, it allows the additional upgrade of a 6-disc CD changer for hours of digital quality sound right at your fingertips.

**STANDARD FEATURES**

- 5052-H36 marine grade aluminum alloy
- sealed pontoon bulkheads w/ top mounted air plug
- all aluminum motor mount (20")
- full length extruded aluminum deck raisers
- full length extruded aluminum pontoon keels
- heavy-duty extruded Z-aluminum cross channels (3/16")
- 1 1/4" anodized aluminum rails
- pressure treated wood deck (3/4") covered w/ marine grade carpet
- reinforced stainless steel bow eye
- 4 chromed cleats (6")
- wheelchair sized port side gates (32")
- steering console w/ sport steering wheel, glove box and trash receptacle
- deluxe plastic molded dash panel w/ lighted switches
- wood grain plastic insert in dash panel
- 12V receptacle
- complete, fully-lit instrumentation : tachometer, speedometer, voltmeter, trim & fuel gauges
- electric horn

- smoked windscreen
- weather protected AM/FM marine grade stereo w/ cassette & telescoping antenna
- Roto-Cast highback captain's chair
- Roto-Cast furniture bases & backs
- bow lounge seats
- stern L-shaped lounge seat
- stowage under all lounges
- enclosed stern w/ padded sundeck & walk-thru rear gate
- privacy enclosure
- galley w/ sink & portable water tank
- stern removable snack table w/ drink holder
- deluxe convertible buggy bimini top
- built-in fuel system
- transducer mounting bracket
- battery tray
- fire extinguisher support (fire extinguisher not included)
- navigation lights
- docking lights
- interior lighting
- cup holders
- canvas camper enclosure & mooring cover snap fasteners

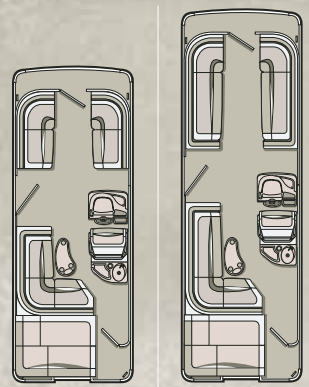
**FACTORY INSTALLED OPTIONS**

- triple pontoon performance package w/ under deck skin
- port seating group w/ pedestal mount table... upgrade exchange (26 ft version only)
- 10 foot aluminum fold down top w/ an aluminum hard top... upgrade exchange
- 120 W AM/FM cassette player with CD changer controller DIN chassis w/detachable control panel and 4 speakers... upgrade exchange
- 6 disc CD changer featuring 3-beam laser tracking system, quick disc-to-disc loading time...upgrade exchange (only available with the 120 watt AM/FM cassette upgrade)
- chemical toilet w/ holding tank & pump out (11 l / 3 U.S. gal.)
- tilt steering mechanism...upgrade exchange
- raised rail upgrade

**DEALER INSTALLED OPTIONS**

- full camper enclosure
- half (1/2) camper enclosure & front cockpit cover
- mooring cover
- bow lounge sun cushions
- deck mount barbecue (BBQ) gas grill
- pedestal mount bow removable coffee table w/ drink holders
- waterski tow bar
- 4-step folding boarding ladder
- anodized stern boarding ladder

**BOAT/MOTOR PACKAGES ARE AVAILABLE W/ JOHNSON & EVINRUDE OUTBOARD POWER**



		<b>VERSAILLES 22 L</b>	<b>VERSAILLES 26 L</b>
<b>PONTOON</b>	Length	6.8 m (22'-4")	8.0 m (26'-4")
	Diameter	0.64 m (25")	0.64 m (25")
	Aluminum thickness	2.0 mm (.080")	2.0 mm (.080")
<b>DECK</b>	Length	6.7 m (22'-0")	7.9 m (26'-0")
	Width	2.6 m (8'-6")	2.6 m (8'-6")
	Enclosed area	5.9 m (19'-4")	7.1 m (23'-2")
	Overall width	2.6 m (8'-6")	2.6 m (8'-6")
<b>N.M.M.A. (USA)</b>	Approx. weight	889 kg (1960 lb.)	1034 kg (2280 lb.)
	Max. weight cap.	1270 kg (2800 lb.)	1542 kg (3400 lb.)
	Max. H.P. cap.	67 kw (90 H.P.)	86 kw (115 H.P.)
	Max. person cap.	16	20
<b>MANUFACTURER'S RECOMMENDATION</b>	Max. weight person cap.	1020 kg (2250 lb.)	1293 kg (2850 lb.)
	Max. H.P. cap.	1270 kg (2800 lb.)	1034 kg (2280 lb.)
<b>BUILT-IN GAS TANK</b>	Max. H.P. cap.	67 kw (90 H.P.)	86 kw (115 H.P.)
	W/in-dash gauge	91 L (24 U.S. gal.)	91 L (24 U.S. gal.)

# The Classic Versailles: Elegance Never Goes Out of Style

VERSAILLES 20, 24

*For years, Versailles owners have come to know—and expect—a particular level of craftsmanship and attention to detail these Princecrafts have to offer.*

*And this year's 20 and 24 foot Versailles models are no exception.*

*From riding on larger, 25-inch diameter pontoons to little touches like improved furniture and upholstery design, they're everything Versailles has become known for—and more.*

**OPTION** These optional bow lounge sun cushions open easily to form a spacious bed or sun lounge, and stow easily beneath the front seats.



Versailles 20 L

Redesigned  
for  
**99**



**STANDARD** This standard pop-up privacy enclosure is easy to use and provides a handy changing room or head enclosure that even comes ready for an optional head upgrade.



Forest green  
w/ green or  
sand carpet



Ruby red  
w/ red or  
sand carpet



Islander blue  
w/ blue or  
sand carpet



Everglade green  
w/ jade carpet



Redesigned  
for  
**99**

## Versailles 24 L



**STANDARD** This galley area includes a sink with portable water tank, cutting board and storage for snack or drink supplies.

### STANDARD FEATURES

- 5052-H36 marine grade aluminum alloy
- sealed pontoon bulkheads w/ top mounted air plug
- all aluminum motor mount (20")
- full length extruded aluminum deck raisers
- full length extruded aluminum pontoon keels
- heavy-duty extruded Z-aluminum cross channels (3/16")
- 1 1/4" anodized aluminum rails
- pressure treated wood deck (3/4") covered w/ marine grade carpet
- reinforced stainless steel bow eye
- 4 chromed cleats (6")
- wheelchair sized side gates (32")
- wrap-around steering console w/ sport steering wheel, glove box and trash receptacle
- deluxe plastic molded dash panel w/ lighted switches
- wood grain plastic insert in dash panel
- 12V receptacle
- complete, fully-lit instrumentation : tachometer, speedometer, voltmeter, trim & fuel gauges
- electric horn

- smoked windscreen
- weather protected AM/FM marine grade stereo w/ cassette & telescoping antenna
- Roto-Cast highback captain's chair
- Roto-Cast furniture bases & backs
- bow lounge seats
- stern L-shaped lounge seat
- stowage under all lounges
- enclosed stern w/ padded sundeck & walk-thru rear gate
- privacy enclosure
- galley w/ sink & portable water tank
- stern removable snack table w/ drink holders
- deluxe convertible buggy bimini top
- built-in fuel system
- transducer mounting bracket
- battery tray
- fire extinguisher support (fire extinguisher not included)
- navigation lights
- docking lights
- interior lighting
- cup holders
- canvas camper enclosure & mooring cover snap fasteners


### FACTORY INSTALLED OPTIONS

- triple pontoon performance package w/ under deck skin
- port seating group w/ pedestal mount table...upgrade exchange (24 ft version only)
- 10 foot aluminum fold down top w/ an aluminum hard top...upgrade exchange
- 120 W AM/FM cassette player with CD changer controller DIN chassis w/ detachable control panel and 4 speakers...upgrade exchange
- 6 disc CD changer featuring 3-beam laser tracking system, quick disc-to-disc loading time...upgrade exchange (only available with the 120 watt AM/FM cassette upgrade)
- chemical toilet w/ holding tank & pump out (11 L/ 3 U.S. gal.)
- tilt steering mechanism...upgrade exchange
- raised rail upgrade

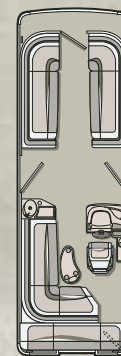
### DEALER INSTALLED OPTIONS

- full camper enclosure
- half (1/2) camper enclosure & front cockpit cover
- mooring cover
- bow lounge sun cushions
- deck mount barbecue (BBQ) gas grill
- pedestal mount bow removable coffee table w/ drink holders
- waterski tow bar
- 4-step folding boarding ladder
- anodized stern boarding ladder

**BOAT/MOTOR PACKAGES ARE AVAILABLE W/ JOHNSON & EVINRUDE OUTBOARD POWER**



VERSAILLES 20 L



VERSAILLES 24 L

		VERSAILLES 20 L	VERSAILLES 24 L
<b>PONTOON</b>	Length	6.2 m (20'-4")	7.4 m (24'-4")
	Diameter	0.64 m (25")	0.64 m (25")
	Aluminum thickness	2.0 mm (.080")	2.0 mm (.080")
<b>DECK</b>	Length	6.1 m (20'-0")	7.3 m (24'-0")
	Width	2.4 m (8'-0")	2.4 m (8'-0")
	Enclosed area	5.3 m (17'-4")	6.5 m (21'-2")
	Overall width	2.4 m (8'-0")	2.4 m (8'-0")
	Approx. weight	782 kg (1725 lb.)	953 kg (2100 lb.)
<b>N.M.M.A. (USA)</b>	Max. weight cap.	1168 kg (2575 lb.)	1440 kg (3175 lb.)
	Max. H.P. cap.	67 kw (90 H.P.)	86 kw (115 H.P.)
	Max. person cap.	14	18
	Max. weight person cap.	919 kg (2025 lb.)	1191 kg (2625 lb.)
<b>MANUFACTURER'S RECOMMENDATION</b>	Max. weight cap.	1168 kg (2575 lb.)	1440 kg (3175 lb.)
	Max. H.P. cap.	67 kw (90 H.P.)	86 kw (115 H.P.)
<b>BUILT-IN GAS TANK</b>	W/in-dash gauge	91 L (24 U.S. gal.)	91 L (24 U.S. gal.)

# Your Vantage Your Way

VANTAGE 20, 24

*When you start with either the Vantage 20 or 24, you've got the freedom to literally create the pontoon boat that's just right for you. That's because with the Princecraft Vantage Series, you can choose either base model, with two basic seating arrangements each, then choose from the longest list of optional equipment available anywhere to create your own "custom-built" pontoon.*

**OPTION** Add a full camper enclosure to your Vantage and you've turned your pontoon into a great overnight campsite on the water.



Vantage 24 L



**OPTION** The optional stern boarding ladder and standard entry gate give easy access for swimmers and skiers.

-  Forest green w/ green or sand carpet
-  Ruby red w/ red or sand carpet
-  Islander blue w/ blue or sand carpet
-  Everglade green w/ jade carpet



## Vantage 20 ST



- smoked windscreen
- weather protected AM/FM marine grade stereo w/ cassette & telescoping antenna
- Roto-Cast bucket seat captain's chair
- Roto-Cast furniture bases & backs
- plush and heavy weight upholstery
- stowage under all lounges
- enclosed stern w/ padded sundeck & walk-thru rear gate
- deluxe convertible buggy bimini top
- transducer mounting bracket
- battery tray
- fire extinguisher support (fire extinguisher not included)
- navigation lights
- interior lighting
- cup holders
- canvas camper enclosure & mooring cover snap fasteners
- see drawings for furniture group selection

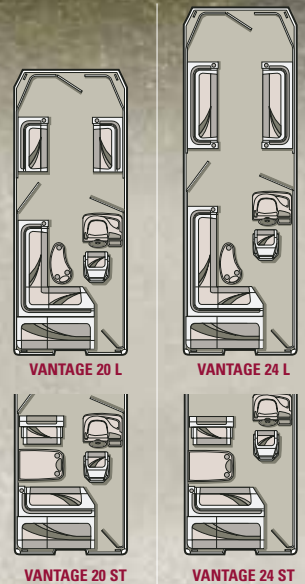
### FACTORY INSTALLED OPTIONS

- 10 foot aluminum fold down top w/ an aluminum hard top...upgrade exchange
- 120 W AM/FM cassette player with CD changer controller DIN chassis w/ detachable control panel and 4 speakers...upgrade exchange
- 6 disc CD changer featuring 3-beam laser tracking system, quick disc-to-disc loading time...upgrade exchange (only available with the 120 watt AM/FM cassette upgrade)
- built-in fuel system w/ in-dash gauge
- privacy enclosure incl. deck cushion & curtain
- chemical toilet w/ holding tank & pump out (11 L/ 3 U.S. gal.)
- tilt steering mechanism...upgrade exchange
- docking lights
- raised rail upgrade

### DEALER INSTALLED OPTIONS

- full camper enclosure
- half (1/2) camper enclosure & front cockpit cover
- mooring cover
- bow lounge sun cushions
- deck mount barbecue (BBQ) gas grill
- pedestal mount bow removable coffee table w/ drink holders
- removable privacy enclosure
- waterski tow bar
- 4-step folding boarding ladder
- anodized stern boarding ladder

**BOAT/MOTOR PACKAGES ARE AVAILABLE W/ JOHNSON & EVINRUDE OUTBOARD POWER**



VANTAGE 20 L

VANTAGE 24 L

VANTAGE 20 ST

VANTAGE 24 ST

**OPTION** This optional pop-up privacy enclosure is easy to use and provides a handy changing room or head enclosure. Plus, when stowed, its coordinated padded cover section extends the aft sundeck.

### STANDARD FEATURES

- 5052-H36 marine grade aluminum alloy
- sealed pontoon bulkheads w/ top mounted air plug
- all aluminum motor mount (20")
- full length extruded aluminum deck raisers
- full length extruded aluminum pontoon keels
- heavy-duty extruded Z-aluminum cross channels (3/16")
- 1 1/4" anodized aluminum rails
- pressure treated wood deck (3/4") covered w/ marine grade carpet
- reinforced stainless steel bow eye
- 4 chromed cleats (6")
- wheelchair sized side gates (32")
- steering console w/ sport steering wheel, glove box and trash receptacle
- deluxe plastic molded dash panel w/ lighted switches
- 12V receptacle
- fully-lit instrumentation : tachometer, speedometer, voltmeter & trim gauge
- electric horn

		VANTAGE 20 ST	VANTAGE 24 ST
<b>PONTOON</b>	Length	6.2 m (20'-4")	7.4 m (24'-4")
	Diameter	0.61 m (24")	0.61 m (24")
	Aluminum thickness	2.0 mm (.080")	2.0 mm (.080")
<b>DECK</b>	Length	6.1 m (20'-0")	7.3 m (24'-0")
	Width	2.4 m (8'-0")	2.4 m (8'-0")
	Enclosed area	5.7 m (18'-10")	7.0 m (22'-10")
	Overall width	2.4 m (8'-0")	2.4 m (8'-0")
<b>N.M.M.A. (USA)</b>	Approx. weight	699 kg (1540 lb.)	805 kg (1775 lb.)
	Max. weight cap.	1134 kg (2500 lb.)	1406 kg (3100 lb.)
<b>MANUFACTURER'S RECOMMENDATION</b>	Max. H.P. cap.	67 kw (90 H.P.)	86 kw (115 H.P.)
	Max. person cap.	14	18
	Max. weight person cap.	884 kg (1950 lb.)	1021 kg (2250 lb.)
<b>GAS TANK</b>	Max. weight cap.	1134 kg (2500 lb.)	1406 kg (3100 lb.)
	Max. H.P. cap.	67 kw (90 H.P.)	86 kw (115 H.P.)
	w/ hose & bulb	PORTABLE	PORTABLE
	Optional	Built-in (91 L/24 U.S. gal.)	Built-in (91 L/24 U.S. gal.)

VECTRA 200, 201

# More Room, More Choices For Less Than You'd Think

*If you didn't think Princecraft could give you the added room of a 20-foot pontoon without ruining your budget, here's five pieces of proof we can.*

*The Princecraft Vectra 200 (available in three versions) and 201 (available in two) represent an expanded Vectra line for 1999, with all the extra room to accommodate family or friends you need.*

**OPTION** This optional bow coffee table with drink holders is great for dine-a-board meals or snacks. It is also removable and easily stowed.



Vectra 200

Vectra 201 L



**OPTION** The optional stern boarding ladder on the Vectra 201 gives easy access for swimmers and skiers.

-  Forest green w/ green carpet
-  Ruby red w/ red carpet
-  Islander blue w/ blue carpet
-  Everglade green w/ jade carpet

New  
for  
99

Vectra 200 DLX



- Roto-Cast furniture bases
- stowage under all lounges
- enclosed stern w/ padded sun deck (Vectra 200/ 200 L/ 200 DLX only)
- deluxe convertible buggy bimini top
- transducer mounting bracket
- battery tray
- fire extinguisher support (fire extinguisher not included)
- navigation lights
- interior lighting
- cup holders
- canvas camper enclosure & mooring cover snap fasteners
- see drawings for furniture group selection

**For Vectra 200 DLX only**

- 24" diameter pontoon logs
- heavy-duty all aluminum motor pod
- mid-ship removable snack table w/ drink holders

**FACTORY INSTALLED OPTIONS**

- dinette table & flip flop seat w/ ice chest (Vectra 200/201 only)
- mid-ship removable snack table w/ drink holders (Vectra 200 L/ 201 L only)
- 120 W AM/FM cassette player with CD changer controller DIN chassis w/ detachable control panel and 4 speakers... upgrade exchange
- 6 disc CD changer featuring 3-beam laser tracking system, quick disc-to-disc loading time... upgrade exchange (only available with the 120 watt AM/FM cassette upgrade)
- built-in fuel system w/ in-dash gauge
- privacy enclosure (Vectra 200/200 L/ 200 DLX only)
- docking lights
- raised rail upgrade

**DEALER INSTALLED OPTIONS**

- full camper enclosure
- half (1/2) camper enclosure & front cockpit cover
- mooring cover
- pedestal mount bow removable coffee table w/ drink holders
- removable privacy enclosure
- 4-step folding boarding ladder
- anodized stern boarding ladder (Vectra 201/201 L only)

**BOAT/MOTOR PACKAGES ARE AVAILABLE W/ JOHNSON & EVINRUDE OUTBOARD POWER**



**OPTION** This optional pop-up privacy enclosure is easy to use and provides a handy changing room or head enclosure (available on Vectra 200, 200L and 200 DLX only).

**STANDARD FEATURES**

- 5052-H36 marine grade aluminum alloy
- sealed pontoon bulkheads w/ top mounted air plug
- all aluminum motor mount (20")
- full length extruded aluminum pontoon keels
- heavy-duty extruded Z-aluminum cross channels (3/16")
- 1" anodized aluminum rails
- pressure treated wood deck (3/4") covered w/ marine grade carpet
- reinforced stainless steel bow eye
- 4 chromed cleats (6")
- wheelchair sized side gates (32")
- steering console w/ sport steering wheel & glove box
- deluxe plastic molded dash panel w/ switches
- fully-lit instrumentation : tachometer, speedometer, voltmeter & trim gauge
- electric horn
- smoked windscreen
- weather protected AM/FM marine grade stereo w/ cassette & telescoping antenna
- Roto-Cast bucket seat captain's chair

		VECTRA 200 DLX	VECTRA 200	VECTRA 201
<b>PONTOON</b>	Length	6.2 m (20'-5")	6.2 m (20'-5")	6.2 m (20'-5")
	Diameter	0.61 m (24")	0.5 m (21")	0.5 m (21")
	Aluminum thickness	2.0 mm (.080")	1.8 mm (.072")	1.8 mm (.072")
<b>DECK</b>	Length	6.2 m (20'-3")	6.2 m (20'-3")	6.2 m (20'-3")
	Width	2.4 m (8'-0")	2.4 m (8'-0")	2.4 m (8'-0")
	Enclosed area	5.3 m (17'-4")	5.1 m (16'-7")	5.3 m (17'-4")
	Overall width	2.4 m (8'-0")	2.4 m (8'-0")	2.4 m (8'-0")
<b>N.M.M.A. (USA)</b>	Approx. weight	680 kg (1500 lb.)	601 kg (1325 lb.)	578 kg (1275 lb.)
	Max. weight cap.	1077 kg (2375 lb.)	771 kg (1700 lb.)	771 kg (1700 lb.)
	Max. H.P. cap.	52 kw (70 H.P.)	52 kw (70 H.P.)	52 kw (70 H.P.)
<b>MANUFACTURER'S RECOMMENDATION</b>	Max. person cap.	14	9	9
	Max. weight person cap.	884 kg (1950 lb.)	578 kg (1275 lb.)	578 kg (1275 lb.)
	Max. weight cap.	1077 kg (2375 lb.)	771 kg (1700 lb.)	771 kg (1700 lb.)
<b>GAS TANK</b>	Max. H.P. cap.	52 kw (70 H.P.)	52 kw (70 H.P.)	52 kw (70 H.P.)
	w/ hose & bulb	PORTABLE	PORTABLE	PORTABLE
	Optional	Built-in (45 L/12 U.S. gal.)	Built-in (45 L/12 U.S. gal.)	Built-in (45 L/12 U.S. gal.)

# The Only Thing Missing Is You

VECTRA 180, 181

*When you add up the room, style and economy of the Vectra series, the only thing it needs is you. And these affordable Vectra 18 foot models combine plenty features and value, making them the perfect excuse to get out on the water this season. They're even trailerable behind most cars. Just choose one, climb aboard, and you're ready to go.*

**OPTION** This optional pedestal-mount bow coffee table with drink holders is great for dine-aboard meals or snacks. It is also removable and easily stowed.



**OPTION** This optional pop-up privacy enclosure is easy to use and provides a handy changing room or head enclosure (available on Vectra 180 and 180L only).

-  Forest green w/ green carpet
-  Ruby red w/ red carpet
-  Islander blue w/ blue carpet
-  Everglade green w/ jade carpet

Vectra 180 L



Vectra 181



**OPTION** All models are available with an optional 13-gallon fuel tank, for longer days of fun on the water and fewer fill-ups.

**STANDARD FEATURES**

- 5052-H36 marine grade aluminum alloy
- sealed pontoon bulkheads w/ top mounted air plug
- all aluminum motor mount (20")
- full length extruded aluminum pontoon keels
- heavy-duty extruded Z-aluminum cross channels (3/16")
- 1" anodized aluminum rails
- pressure treated wood deck (3/4") covered w/ marine grade carpet
- reinforced stainless steel bow eye
- 24" wide side gates
- steering console w/ sport steering wheel & glove box
- deluxe plastic molded dash panel w/ switches
- fully-lit instrumentation : tachometer, speedometer, voltmeter & trim gauge
- electric horn
- smoked windscreen
- weather protected AM/FM marine grade stereo w/ cassette & telescoping antenna
- Roto-Cast bucket seat captain's chair
- Roto-Cast furniture bases
- stowage under all lounges
- enclosed stern w/ padded sun deck (Vectra 180/180 L only)

- deluxe convertible buggy bimini top
- transducer mounting bracket
- battery tray
- fire extinguisher support (fire extinguisher not included)
- navigation lights
- interior lighting
- cup holders
- canvas camper enclosure & mooring cover snap fasteners
- see drawings for furniture group selection

**FACTORY INSTALLED OPTIONS**

- dinette table & flip flop seat w/ ice chest (Vectra 180/181 only)
- stern removable snack table w/ drink holders (Vectra 180 L/181 L only)
- 120 W AM/FM cassette player with CD changer controller DIN chassis w/ detachable control panel and 4 speakers... upgrade exchange
- 6 disc CD changer featuring 3-beam laser tracking system, quick disc-to-disc loading time...upgrade exchange (only available with the 120 watt AM/FM cassette upgrade)
- built-in fuel system w/ in-dash gauge
- privacy enclosure (Vectra 180/ 180 L only)
- docking lights
- raised rail upgrade

**DEALER INSTALLED OPTIONS**

- full camper enclosure
- half (1/2) camper enclosure & front cockpit cover
- mooring cover
- pedestal mount bow removable coffee table w/ drink holders
- removable privacy enclosure
- 4-step folding boarding ladder
- anodized stern boarding ladder (Vectra 181/ 181 L only)

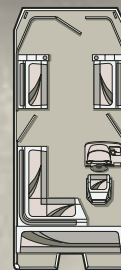
**OPTIONAL CUSTOM BUNK SUPPORT PAINTED TRAILER**

- step pads w/ carpeted boards
- built-in steps and custom molded composite fenders
- waterproof taillights
- bearing protectors
- tongue jack dolly
- 2" ball coupler
- carrying capacity : 1,800 lb.
- factory balanced wheels
- tire sizes : 20.5 x 8" x 10"

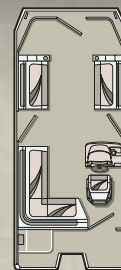
**Options**

- spare wheel

**BOAT/MOTOR PACKAGES ARE AVAILABLE W/ JOHNSON & EVINRUDE OUTBOARD POWER**



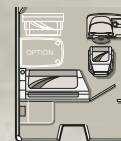
VECTRA 180 L



VECTRA 181 L



VECTRA 180



VECTRA 181

<b>PONTOON</b>	Length	5.6 m (18'-5")	5.6 m (18'-5")
	Diameter	0.5 m (21")	0.5 m (21")
<b>DECK</b>	Aluminum thickness	1.8 mm (.072")	1.8 mm (.072")
	Length	5.4 m (17'-10")	5.5 m (18'-0")
<b>N.M.M.A. (USA)</b>	Width	2.4 m (8'-0")	2.4 m (8'-0")
	Enclosed area	4.4 m (14'-7")	4.7 m (15'-4")
<b>MANUFACTURER'S RECOMMENDATION</b>	Overall width	2.4 m (8'-0")	2.4 m (8'-0")
	Approx. weight	556 kg (1226 lb.)	533 kg (1175 lb.)
<b>GAS TANK</b>	Max. weight cap.	635 kg (1400 lb.)	635 kg (1400 lb.)
	Max. H.P. cap.	37 kw (50 H.P.)	37 kw (50 H.P.)
	Max. person cap.	7	7
	Max. weight person cap.	463 kg (1020 lb.)	463 kg (1020 lb.)
	Max. weight cap.	635 kg (1400 lb.)	635 kg (1400 lb.)
	Max. H.P. cap.	37 kw (50 H.P.)	37 kw (50 H.P.)
	w/ hose & bulb	PORTABLE	PORTABLE
	Optional	Built-in (45 L/12 U.S. gal.)	Built-in (45 L/12 U.S. gal.)

# Part Fishing Boat, Part Patio

## SPORTFISHER 24

# All Princecraft

*We took a complete fishing pontoon, added the room and amenities for recreational pontooning or overnighting with the family, and called it the Princecraft Sportfisher 24.*

*The interior 20 feet is loaded with luxury amenities and living space for those aboard who enjoy lounging in the sun, plus everything you need for fun overnight stays.*

**OPTION** These optional bow lounge sun cushions open easily to form a full-size bed or sun lounge, and stow easily beneath the front seats.



**OPTION** Add a full camper enclosure to your Sportfisher 24 and you've turned your pontoon into a great overnight campsite on the water. Only Princecraft offers an optional full camper enclosure for fishing pontoons.



**STANDARD** This standard pop-up privacy enclosure is easy to use and provides a handy changing room or head enclosure (head unit is an additional option).

Forest green w/ green or sand carpet

Ruby red w/ red or sand carpet

Islander blue w/ blue or sand carpet

Everglade green w/ jade carpet

Sportfisher 24

## Sportfisher 24



- weather protected AM/FM marine grade stereo w/ cassette & telescoping antenna
- double-wide helmseat
- 4 swivel folding fishing seats & 2 floor bases
- Roto-Cast furniture bases & backs
- mid-ship lounge seat w/ stowage under
- bow lounge seats w/ armrests
- privacy enclosure
- galley w/ sink & portable water tank
- mid-ship pedestal mount removable snack table w/ drink holders
- 26" long built-in electric-fill aerated livewell (38 L/ 10 U.S. gal.) under helmseat w/ overflow and thru-hull drain systems
- deluxe convertible buggy bimini top
- built-in fuel system
- transducer mounting bracket
- battery tray
- fire extinguisher support (fire extinguisher not included)
- rod holders
- navigation lights
- interior lighting
- cup holders
- canvas camper enclosure & mooring cover snap fasteners

### FACTORY INSTALLED OPTIONS

- 120 W AM/FM cassette player with CD changer controller DIN chassis w/ detachable control panel and 4 speakers... upgrade exchange
- 6 disc CD changer featuring 3-beam laser tracking system, quick disc-to-disc loading time...upgrade exchange (only available with the 120 watt AM/FM cassette upgrade)
- chemical toilet w/ holding tank & pump out (11 L/ 3 U.S. gal.)
- bow trolling motor plug & receptacle w/ deep cycle battery storage w/ tie down
- tilt steering mechanism...upgrade exchange
- docking lights
- raised rail upgrade

### DEALER INSTALLED OPTIONS

- full camper enclosure w/ fishing seat covers
- half (1/2) camper enclosure w/ cockpit & fishing seat covers
- mooring cover
- OMC 12V trolling motor, 3 speeds, foot control, 42" shaft length, 27 lb. full power static thrust (HBFL2)
- OMC 12V trolling motor, 3 speeds, foot control, 42" shaft length, 29 lb. full power static thrust (HIGH THRUST)(BFL2T)
- bow lounge sun cushions
- pedestal mount bow removable coffee table w/ drink holders
- downrigger mounting brackets (2)
- 4-step folding boarding ladder
- Lowrance X-24 fish/depth finder

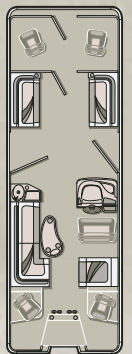
**BOAT/MOTOR PACKAGES ARE AVAILABLE W/ JOHNSON & EVINRUDE OUTBOARD POWER**



**OPTION** A Lowrance® X-24 fish & depth finder is a sensible option on the Sportfisher 24.

### STANDARD FEATURES

- 5052-H36 marine grade aluminum alloy
- sealed pontoon bulkheads w/ top mounted air plug
- all aluminum motor mount (20")
- full length extruded aluminum deck raisers
- full length extruded aluminum pontoon keels
- heavy-duty extruded Z-aluminum cross channels (3/16")
- 1 1/4" anodized aluminum rails
- pressure treated wood deck (3/4") covered w/ marine grade carpet
- reinforced stainless steel bow eye & 4 chromed cleats (6")
- wheelchair sized side gates (32")
- steering console w/ sport steering wheel, glove box & trash receptacle
- deluxe plastic molded dash panel w/ lighted switches
- 12V receptacle
- wood grain plastic insert in dash panel
- complete, fully-lit instrumentation : tachometer, speedometer, voltmeter, trim & fuel gauges
- electric horn
- smoked windscreen



**SPORTFISHER 24**

<b>PONTOON</b>	Length	7.4 m (24'-4")
	Diameter	0.64 m (25")
<b>DECK</b>	Aluminum thickness	2.0 mm (.080")
	Length	7.3 m (24'-0")
	Width	2.4 m (8'-0")
	Enclosed area	7.1 m (23'-4")
	Overall width	2.4 m (8'-0")
<b>N.M.M.A. (USA)</b>	Approx. weight	898 kg (1980 lb.)
	Max. weight cap.	1451 kg (3200 lb.)
	Max. H.P. cap.	86 kw (115 H.P.)
	Max. person cap.	18
<b>MANUFACTURER'S RECOMMENDATION</b>	Max. weight person cap.	1202 kg (2650 lb.)
	Max. H.P. cap.	86 kw (115 H.P.)
<b>BUILT-IN GAS TANK</b>	W/in-dash gauge	68 L (18 U.S. gal.)

SPORTFISHER 18, 20

# Ready When You Are

*As soon as you choose either the Sportfisher 18 or 20-foot models, you're ready to hit the water and start fishing. Both include all you need to find, fight and land fish the minute you take them home!*

*Expect things like pedestal fishing seats fore and aft, a large aerated livewell and plenty of room to work fish.*



**OPTION** This optional half-camper enclosure keeps sun and rain out, yet still allows plenty of fishing room in the bow and stern. This option also includes covers for each of the four pedestal fishing seats.



**OPTION** The 20 Sportfisher features this optional pop-up privacy enclosure as an exchange for the lounge seat behind the helm area. An optional chemical toilet with holding tank and pump out is also available.



Sportfisher 18

-  Forest green w/ green carpet
-  Ruby red w/ red carpet
-  Islander blue w/ blue carpet
-  Everglade green w/ jade carpet



## Sportfisher 20



**OPTION** Both the 18 and 20 Sportfishers offer a Lowrance® X-24 fish depth finder as optional equipment.

- bucket seat captain's chair (SP 18 only)
- double-wide helmseat w/ lockable ice chest (SP 20 only)
- 4 swivel folding fishing seats & 2 floor bases
- Roto-Cast furniture bases & backs
- mid-ship lounge seat w/ stowage under
- pedestal mount removable snack table w/ drink holders (SP 20 only)
- 26" long built-in electric-fill aerated livewell (38 L/ 10 U.S. gal.) w/ overflow & thru-hull drain systems
- deluxe convertible buggy bimini top
- transducer mounting bracket
- battery tray
- fire extinguisher support (fire extinguisher not included)
- rod holders
- navigation lights
- interior lighting
- cup holders
- canvas camper enclosure & mooring cover snap fasteners

### FACTORY INSTALLED OPTIONS

- 120 W AM/FM cassette player with CD changer controller DIN chassis w/ detachable control panel and 2 speakers... upgrade exchange
- 6 disc CD changer featuring 3-beam laser tracking system, quick disc-to-disc loading time...upgrade exchange (only available with the 120 watt AM/FM cassette upgrade)
- built-in fuel system w/ in-dash gauge
- privacy enclosure...upgrade exchange (SP 20 only)
- chemical toilet w/ holding tank & pump out (11 L/ 3 U.S. gal.) (SP 20 only)
- bow trolling motor plug & receptacle and deep cycle battery storage w/ tie down
- tilt steering mechanism...upgrade exchange
- docking lights
- raised rail upgrade

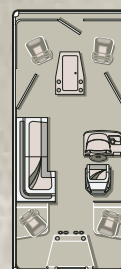
### DEALER INSTALLED OPTIONS

- half (1/2) camper enclosure w/ fishing seat covers
- mooring cover
- OMC 12V trolling motor, 3 speeds, foot control, 42" shaft length, 27 lb. full power static thrust (HBFL2)
- OMC 12V trolling motor, 3 speeds, foot control, 42" shaft length, 29 lb. full power static thrust(HIGH THRUST)(BFL2T)
- mid-ship pedestal mount removable snack table w/ drink holders (SP 18 only)
- downrigger mounting brackets (2)
- removable privacy enclosure
- 4-step folding boarding ladder
- Lowrance X-24 fish/depth finder

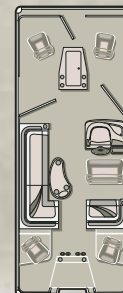
**BOAT/MOTOR PACKAGES ARE AVAILABLE W/ JOHNSON & EVINRUDE OUTBOARD POWER**

### STANDARD FEATURES

- 5052-H36 marine grade aluminum alloy
- sealed pontoon bulkheads w/ top mounted air plug
- all aluminum motor mount (20")
- full length extruded aluminum deck raisers (SP 20 only)
- full length extruded aluminum pontoon keels
- heavy-duty extruded Z-aluminum cross channels (3/16")
- anodized aluminum rails
- pressure treated wood deck (3/4") covered w/ marine grade carpet
- reinforced stainless steel bow eye & 4 mooring eyes
- wheelchair sized side gates (32")
- steering console w/ sport steering wheel & glove box
- deluxe plastic molded dash panel w/ switches
- fully-lit instrumentation : tachometer, speedometer, voltmeter & trim gauge
- electric horn
- smoked windscreen
- weather protected AM/FM marine grade stereo w/ cassette & telescoping antenna



**SPORTFISHER 18**



**SPORTFISHER 20**

<b>PONTOON</b>	Length	5.6 m (18'-4")	6.2 m (20'-4")
	Diameter	0.5 m (21")	0.61 m (24")
<b>DECK</b>	Aluminum thickness	1.8 mm (.072")	2.0 mm (.080")
	Length	5.4 m (17'-7")	6.1 m (20'-0")
	Width	2.4 m (8'-0")	2.4 m (8'-0")
	Enclosed area	5.1 m (16'-9")	5.9 m (19'-4")
<b>N.M.M.A. (USA)</b>	Overall width	2.4 m (8'-0")	2.4 m (8'-0")
	Approx. weight	608 kg (1340 lb.)	722 kg (1592 lb.)
	Max. weight cap.	635 kg (1400 lb.)	1134 kg (2500 lb.)
<b>RECOMMENDATION</b>	Max. H.P. cap.	37 kw (50 H.P.)	67 kw (90 H.P.)
	Max. person cap.	7	14
	Max. weight person cap.	463 kg (1020 lb.)	884 kg (1950 lb.)
<b>GAS TANK</b>	Max. weight cap.	635 kg (1400 lb.)	1134 kg (2500 lb.)
	Max. H.P. cap.	37 kw (50 H.P.)	67 kw (90 H.P.)
<b>MANUFACTURER'S RECOMMENDATION</b>	w/ hose & bulb	PORTABLE	PORTABLE
	Optional	Built-in (68 L/ 18 U.S. gal.)	Built-in (68 L/ 18 U.S. gal.)

# For Simplicity & Durability, They're Hard To Beat

CADET, VECTRA 16,  
VOYAGEUR

*To some, they're wide open work spaces,  
perfect for hauling gear or supplies to remote work sites.  
To others, they're a blank sheet of paper on which to  
design their own one-of-a-kind family boat—complete  
with an optional boarding ladder and convertible top.*



Voyageur 20

## Trailer Options

*Princecraft offers three custom-matched trailer designs.*

Painted bunk-style drive-on pontoon trailers are available for 16 & 18-foot models. Our galvanized bunk-style trailers are a tandem axle design, with brakes standard, and have greater load capacity than most competitors (3,200 lbs.) and make transporting and launching your boat more convenient. They are available in two sizes: one for 20 and 22-foot models, the other for 24 & 26 foot models. Galvanized scissor-lift pontoon trailers have a 3,500 lb. capacity and make easy work of launching and loading your boat between seasons. Its specially engineered scissor design allows you to pick up your boat from the water or at ground level for seasonal storage. Also available in two sizes: one for 20 and 22 foot models and the other—with tandem axles and brakes standard—fits 24 and 26 foot models.



Color selection for VECTRA 16 only

-  Forest green  
w/ green carpet
-  Ruby red  
w/ red carpet
-  Islander blue  
w/ blue carpet
-  Everglade green  
w/ jade carpet

## Vectra 16



## Cadet



*Like the larger Vectras in the line, this compact, durable 16-footer is as sensible as it is tough. It features an aft lounge, twin bow lounges with storage and a molded helm console.*

### VECTRA 16

#### STANDARD FEATURES

- 5052-H36 marine grade aluminum alloy
- sealed pontoon bulkheads w/ top mounted air plug
- all aluminum motor mount (20")
- full length extruded aluminum pontoon keels
- heavy-duty extruded Z-aluminum cross channels
- 1" anodized aluminum rails
- pressure treated wood deck (3/4") covered w/ marine grade carpet
- reinforced stainless steel bow eye & 4 mooring eyes
- 32" wide side gates
- steering console w/ sport steering wheel & glove box
- deluxe plastic molded dash panel w/ switches
- instrumentation : 2" System Check gauge
- smoked windscreen
- weather protected AM/FM marine grade stereo w/ cassette & telescoping antenna
- bow lounge seats w/ padded armrests
- stern lounge seat w/ padded armrest
- stowage under all lounges
- deluxe convertible buggy bimini top
- battery tray
- fire extinguisher support (fire extinguisher not included)
- navigation lights
- cup holders
- canvas camper enclosure & mooring cover snap fasteners

#### DEALER INSTALLED OPTIONS

- full camper enclosure
- half (1/2) camper enclosure & front cockpit cover
- mooring cover
- pedestal mount bow removable coffee table w/ drink holders
- removable privacy enclosure
- 4-step folding boarding ladder

#### OPTIONAL CUSTOM DRIVE-ON PAINTED TRAILER

- step pads w/ carpeted boards
- built-in steps and custom molded composite fenders
- waterproof taillights
- bearing protectors
- tongue jack dolly
- 2" ball coupler
- carrying capacity : 1,800 lb.
- factory balanced wheels
- tire sizes : 20.5 x 8" x 10"

#### Options

- spare wheel

**BOAT/MOTOR PACKAGES ARE AVAILABLE W/ JOHNSON & EVINRUDE OUTBOARD POWER**

### CADET

#### STANDARD FEATURES

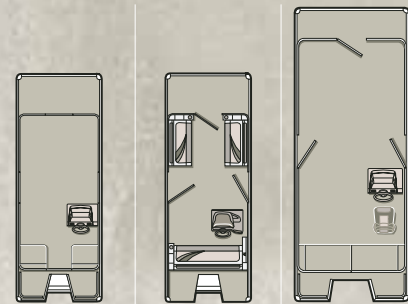
- 5052-H36 marine grade aluminum alloy
- sealed pontoon bulkheads w/ top mounted air plug
- all aluminum motor mount (20")
- full length extruded aluminum pontoon keels
- heavy-duty extruded Z-aluminum cross channels
- 1" anodized aluminum rails
- pressure treated wood deck (3/4") covered w/ marine grade carpet
- command console w/ steering system
- 2 rear seats w/ under seat storage
- 4 mooring eyes

#### OPTIONS

- convertible bimini top
- 4 gate group w/ hinges, panelling & tapes

#### COLOR

- blue scheme



		CADET	VECTRA 16	VOYAGEUR 20
PONTOON	Length	4.3 m (16'-0")	4.9 m (16'-3")	6.1 m (20'-0")
	Diameter	0.5 m (21")	0.5 m (21")	0.61 m (24")
	Aluminum thickness	1.6 mm (.064")	1.6 mm (.064")	2.0 mm (.080")
DECK	Length	4.0 m (13'-0")	4.8 m (16'-0")	6.2 m (20'-4")
	Width	1.8 m (6'-0")	1.8 m (6'-0")	2.4 m (8'-0")
	Enclosed area	3.2 m (10'-6")	3.4 m (11'-1")	5.1 m (16'-7")
	Overall width	1.8 m (6'-0")	1.8 m (6'-0")	2.4 m (8'-0")
	Approx. weight	267 kg (588 lb.)	421 kg (928 lb.)	488 kg (1075 lb.)
N.M.A. (USA)	Max. weight cap.	680 kg (1500 lb.)	544 kg (1200 lb.)	1270 kg (2800 lb.)
	Max. H.P. cap.	19 kw (25 H.P.)	27 kw (30 H.P.)	45 kw (60 H.P.)
	Max. person cap.	8	7	17
MANUFACTURER'S RECOMMENDATION	Max. weight person cap.	538 kg (1185 lb.)	445 kg (980 lb.)	1089 kg (2400 lb.)
	Max. H.P. cap. w/ hose & bulb	680 kg (1500 lb.)	544 kg (1200 lb.)	1270 kg (2800 lb.)
RECOMMENDATION GAS TANK	Max. H.P. cap.	19 kw (25 H.P.)	19 kw (25 H.P.)	45 kw (60 H.P.)
		PORTABLE	PORTABLE	PORTABLE

# PONTOON or DECK BOAT: Which is right for you?

Whether your favorite way of spending a day on the water is an easy and leisurely or fast-paced and exciting we've got the boat for you. The question is, which boat is for you?

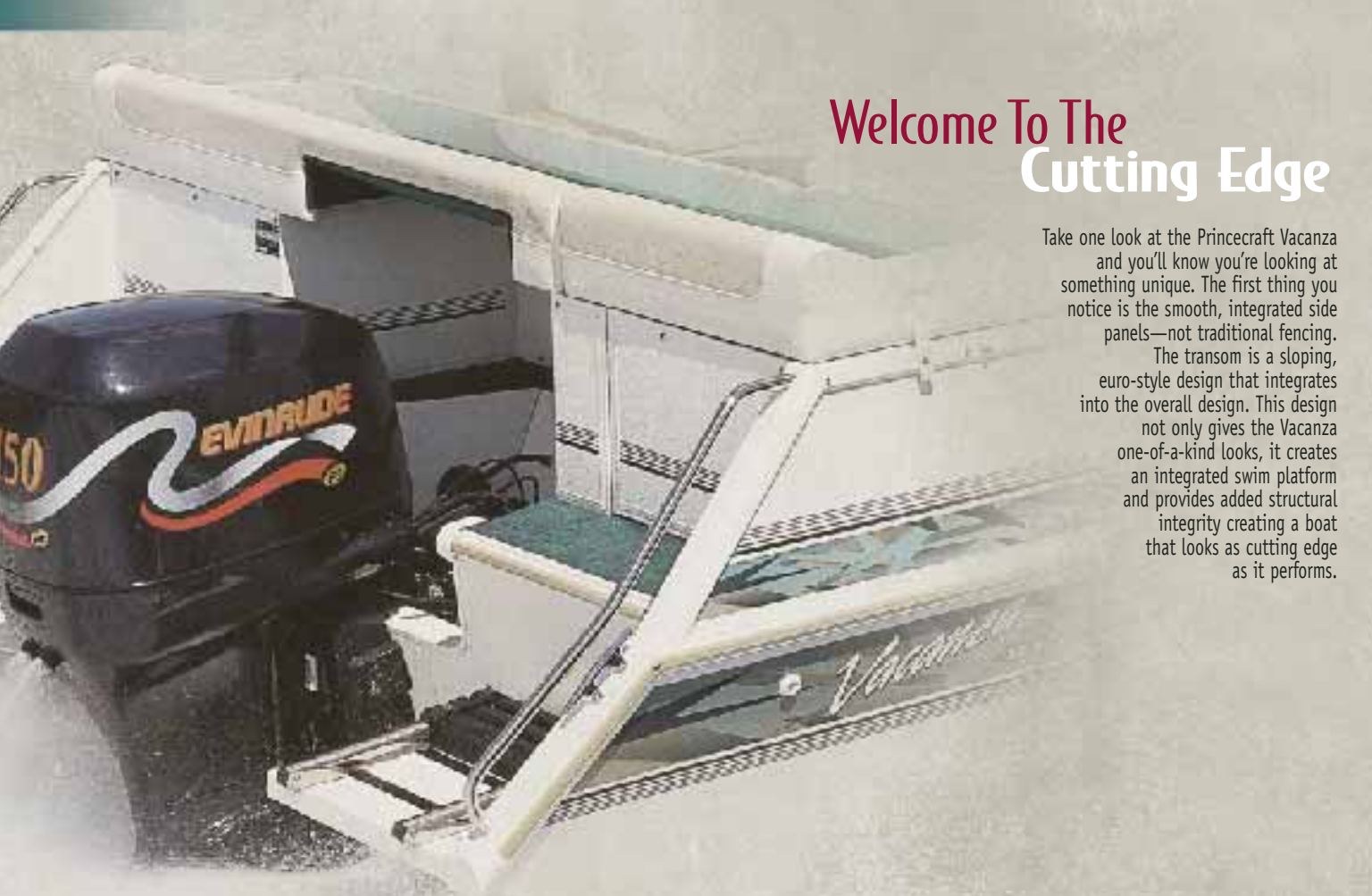
If you enjoy a leisurely ride around a lake with friends, cruising a river with family or even a romantic sunset meal aboard, nothing provides pure relaxation and the room to enjoy it like a pontoon boat. They're easy to operate, economical to run and roomy enough to bring the whole family, and plenty of friends. They're perfect for everything from cruising to fishing to camping, a day at the beach, or just as an outdoor lounge tied up at the dock.

But, if you love the space, versatility and comfort of a pontoon, but also want the speed and performance of a traditional runabout, then you're one of a growing number of boaters who are about to discover a Princecraft deck boat. From more leisurely activities to the full-throttle excitement of wakeboarding or waterskiing, nothing puts it all together quite like a deck boat. In fact, since its introduction a few short years ago, few styles of boat have steadily gained the popularity of these highly versatile, performance-minded hybrids.

## Why an ALUMINUM Deck Boat?

- Peak performance with less horsepower
  - Lightweight, easy to trailer behind most cars
  - Nothing compares for durability and resistance to the elements
- (More and more top auto manufacturers have replaced steel with aluminum for these reasons)






## Welcome To The Cutting Edge

Take one look at the Princecraft Vacanza and you'll know you're looking at something unique. The first thing you notice is the smooth, integrated side panels—not traditional fencing.

The transom is a sloping, euro-style design that integrates into the overall design. This design not only gives the Vacanza one-of-a-kind looks, it creates an integrated swim platform and provides added structural integrity creating a boat that looks as cutting edge as it performs.



## The Precision Behind The Craftsmanship

Building aluminum deck boats at a higher level requires **precision**. Which is why Princecraft was a pioneer in the use of Computer Aided Design (CAD). By starting with precise computer based hull and component part designs, we're able to strictly control the quality of our end product before one sheet of aluminum is cut. By integrating CAD with Computer Assisted Manufacturing (CAM) equipment, this digital precision is directly translated to the final product. The result is a product built to extremely high tolerances, ensuring a truer hull shape and a perfect fit of all component parts. This means a finished boat put together to stay that way, and one crafted by some of the finest aluminum boat builders in the business.



## The Princecraft Hull: The Industry's Top Bottom.

For years, Princecraft has been an **innovator in aluminum hull design**. We invented the square chine, and were the first aluminum boat company to use a chine extrusion on our hulls. We pioneered the use of a three step assembly incorporating a combination of welding and riveting with special aircraft-type adhesives for maximum strength and good looks. This results in a more rivet-free, finished looking hull side.

We use H36 aluminum stock, the hardest grade of aluminum in the industry (25% harder) to create truer hull shapes that are less prone to flex. And we tank test every hull, to ensure their state-of-the-art design holds up in the real world.

And when it comes to performance on the water, our hulls hold the highest horsepower ratings in their class and perform like nothing else in their class.



# Champion Fish Chasers

VENTURA 191, 221

*Meet a pair of fishing deck boats with the soul of a deck boat and the heart of champion bass boat. Their high horsepower ratings make them two of the fastest boats of their kind. This means they give you plenty of room to fish and won't waste any time getting you from hole to hole.*



**OPTION** Add a full camper enclosure to your Ventura 221 and you've turned this deck boat into a great overnight campsite on the water. Only Princecraft offers an optional full camper enclosure for a fishing deck boat.



**STANDARD** Both the Ventura 191 and 221 offer a Lowrance® X-24 fish depth finder as standard equipment.



Ventura 191


-  Forest green w/ green or sand carpet
-  Ruby red w/ red or sand carpet
-  Islander blue w/ blue or sand carpet
-  Everglade green w/ jade carpet



**OPTION** These optional bow lounge sun cushions open easily to form a full-size bed or sun lounge, and stow easily beneath the front seats (221 only).



Ventura 221



**STANDARD** This standard 34-inch wide aerated livewell features electric fill, a thru-hull drain and is positioned conveniently beneath the forward platform.

**STANDARD FEATURES**

- high gloss Acrythane finish
- high performance square chine hull design
- 5052-H36 marine grade aluminum alloy
- stainless steel fasteners
- 1 1/4" anodized aluminum rails
- pressure treated wood deck (5/8") covered w/ marine grade carpet
- rear boarding access
- 4 pedestal folding fishing seats & 4 floor bases
- Roto-Cast bucket seat captain's chair w/ sliding rails
- Roto-Cast furniture bases
- bow wrap-around lounge seats w/ stowage under (221 only)
- mid-ship L-shaped lounge seat w/ padded armrest, drink holder and stowage under
- pedestal mount stern removable snack table w/ drink holders
- steering console w/ sport steering wheel and glove box
- dual steering cable
- deluxe plastic molded dash panel w/ switches
- smoked windscreen
- complete, fully-lit instrumentation : tachometer, speedometer, voltmeter, trim & fuel gauges
- weather protected AM/FM marine grade stereo w/ cassette & telescoping antenna
- electric horn
- 12V receptacle
- bow trolling motor plug & receptacle w/ deep cycle battery tie down
- 34" long built-in electric-fill aerated livewell (85 l/23 U.S. gal.) w/ overflow and thru-hull drain system
- built-in floor fuel system
- large capacity bilge pumps (2)
- under floor ski storage
- built-in floor cooler/ fish box
- anchor storage

- fire extinguisher support (fire extinguisher not included)
- 7 foot key lock rod storage with supports
- reinforced stainless steel bow eye & 4 chromed cleats (6")
- deluxe convertible buggy bimini top
- navigation lights
- interior lighting
- canvas camper enclosure & mooring cover snap fasteners
- Lowrance X-24 fish/depth finder

**FACTORY INSTALLED OPTIONS**

- 120 W AM/FM cassette player with CD changer controller DIN chassis w/ detachable control panel and 4 speakers... upgrade exchange
- 6 disc CD changer featuring 3-beam laser tracking system, quick disc-to-disc loading time... upgrade exchange (only available with the 120 watt AM/FM cassette upgrade)
- port side gate (191 only)
- tilt steering mechanism... upgrade exchange
- hydraulic steering system w/ tilt wheel... upgrade exchange
- docking lights

**DEALER INSTALLED OPTIONS**

- full camper enclosure (221 only)
- half (1/2) camper enclosure w/ fishing seat covers
- mooring cover
- bow lounge sun cushions (221 only)
- pedestal mount bow removable coffee table w/ drink holders (221 only)
- water ski tow bar
- removable privacy enclosure
- anodized stern boarding ladder
- OMC 12V trolling motor, 3 speeds, foot control, 42" shaft length, 29 lb. full power static thrust (HIGH THRUST)(BFL2T)
- OMC 12V trolling motor, variable speed, foot control, 48" shaft length, 42 lb. full power static thrust (HIGH THRUST)(BFL2PD)

**OPTIONAL CUSTOM PAINTED BUNK STYLE TRAILER**

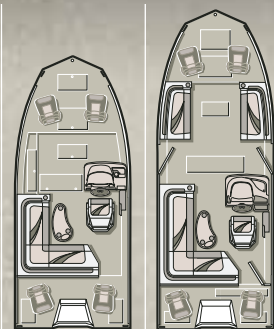
**Standard features**

- single axle w/ brakes
- carpeted fixed bunks
- load guides w/ carpeted boards
- built-in steps and custom molded composite fenders
- bearing protectors
- waterproof taillights
- tongue jack dolly
- 2" ball coupler
- carrying capacity : 3500 lb.
- spoke wheels w/ radial tires
- factory balanced wheels
- tire sizes : ST225/75R15

**Options**

- deluxe transom tie downs
- transom saver motor support bar
- spare wheel

**BOAT/MOTOR PACKAGES ARE AVAILABLE W/ JOHNSON & EVINRUDE OUTBOARD POWER**



**VENTURA 191**      **VENTURA 221**

Center line	5.8 m (19'-0")	6.7 m (22'-0")
Beam	2.4 m (96")	2.4 m (96")
Bottom width	2.1 m (84")	2.1 m (84")
Max. depth	0.8 m (30")	0.8 m (30")
Transom height	0.5 m (20")	0.5 m (20")
Transom width	2.4 m (94")	2.4 m (94")
No. ribs	18	23
No. keels	3	3
Approx. weight	737 kg (1625 lb.)	862 kg (1900 lb.)
TRANSPORT CANADA - Max. H.P. cap.	<b>* 112 kw (150 H.P.)</b>	<b>* 131 kw (175 H.P.)</b>
TRANSPORT CANADA - Max. weight cap.	<b>* 862 kg (1900 lb.)</b>	<b>* 1043 kg (2300 lb.)</b>
NMMA (USA) - Max. H.P. cap.	112 kw (150 H.P.)	131 kw (175 H.P.)
NMMA (USA) - Max. weight cap.	862 kg (1900 lb.)	1043 kg (2300 lb.)
NMMA (USA) - Max. person cap.	10	12
NMMA (USA) - Max. weight person cap.	601 kg (1325 lb.)	782 kg (1725 lb.)
ALUMINUM THICKNESS - Bottom	2.8 mm (.110")	2.8 mm (.110")
ALUMINUM THICKNESS - Side	2.0 mm (.080")	2.0 mm (.080")
BUILT-IN GAS TANK (w/in-dash gauge)	150 L (40 U.S. gal.)	150 L (40 U.S. gal.)

\* MANUFACTURER'S RECOMMENDATIONS

Fun...

VENTURA 190, 220

# Full Speed Ahead

*If you're the kind of person who likes real performance, then push the throttle down on a Princecraft deck boat. You see, Princecraft makes sure you've got the power to do it all, designing our Ventura deck boats to a higher horsepower rating than the competition.*



**OPTION** Wide port and starboard side gates allow easy boarding or loading of gear from both sides of the boat. These gates are optional on the Ventura 190 and standard on the 220 model.



**OPTION** The optional stern boarding ladder provides easy access for swimmers and skiers.



Ventura 220

Forest green w/ green or sand carpet

Ruby red w/ red or sand carpet

Islander blue w/ blue or sand carpet

Everglade green w/ jade carpet





**STANDARD** This roomy ski locker provides storage for your skis and other equipment when not in use.

**Ventura 190**



**OPTION** A Princecraft exclusive, this removable privacy enclosure provides a handy changing room. When not needed, it can be quickly and easily stowed. (Ventura 190 only)

**STANDARD FEATURES**

- high gloss Acrythane finish
- high performance square chine hull design
- 5052-H36 marine grade aluminum alloy
- stainless steel fasteners
- 1 1/4" anodized aluminum rails
- pressure treated wood deck (5/8") covered w/ marine grade carpet
- rear boarding access (220 w/ rear gate)
- Roto-Cast bucket seat captain's chair w/ sliding rails
- Roto-Cast furniture bases
- bow wrap-around lounge seats w/ stowage under
- stern L-shaped lounge seat w/ padded armrest, drink holder & stowage under
- pedestal mount stern removable snack table w/ drink holders
- steering console w/ sport steering wheel, glove box & trash receptacle
- dual steering cable
- deluxe plastic molded dash panel w/ switches
- smoked windscreen
- complete, fully-lit instrumentation : tachometer, speedometer, voltmeter, trim & fuel gauges
- weather protected AM/FM marine grade stereo w/ cassette & telescoping antenna
- electric horn

- 12V receptacle
- built-in floor fuel system
- large capacity bilge pumps (2)
- under floor ski storage
- built-in floor cooler
- anchor storage
- fire extinguisher support (fire extinguisher not included)
- reinforced stainless steel bow eye & 4 chromed cleats (6")
- deluxe convertible buggy bimini top
- navigation lights
- interior lighting
- canvas camper enclosure & mooring cover snap fasteners

**FACTORY INSTALLED OPTIONS**

- 120 W AM/FM cassette player with CD changer controller DIN chassis w/ detachable control panel and 4 speakers... upgrade exchange
- 6 disc CD changer featuring 3-beam laser tracking system, quick disc-to-disc loading time...upgrade exchange (only available with the 120 watt AM/FM cassette upgrade)
- side gates (190 only)
- tilt steering mechanism...upgrade exchange
- hydraulic steering system w/ tilt wheel...upgrade exchange
- docking lights

**DEALER INSTALLED OPTIONS**

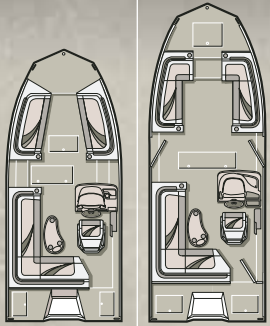
- full camper enclosure
- half (1/2) camper enclosure & front cockpit cover
- mooring cover
- pedestal mount bow removable coffee table w/ drink holders
- bow lounge sun cushions
- water ski tow bar
- removable privacy enclosure
- anodized stern boarding ladder

**OPTIONAL CUSTOM PAINTED BUNK STYLE TRAILER**

- Standard features**
- single axle w/ brakes
  - carpeted fixed bunks
  - load guides w/ carpeted boards
  - built-in steps and custom molded composite fenders
  - bearing protectors
  - waterproof taillights
  - tongue jack dolly
  - 2" ball coupler
  - carrying capacity : 3500 lb.
  - spoke wheels w/ radial tires
  - factory balanced wheels
  - tire sizes : ST225/75R15

- Options**
- deluxe transom tie downs
  - transom saver motor support bar
  - spare wheel

**BOAT/MOTOR PACKAGES ARE AVAILABLE W/ JOHNSON & EVINRUDE OUTBOARD POWER**



	<b>VENTURA 190</b>	<b>VENTURA 220</b>
Center line	5.8 m (19'-0")	6.7 m (22'-0")
Beam	2.4 m (96")	2.4 m (96")
Bottom width	2.1 m (84")	2.1 m (84")
Max. depth	0.8 m (30")	0.8 m (30")
Transom height	0.5 m (20")	0.5 m (20")
Transom width	2.4 m (94")	2.4 m (94")
No. ribs	18	23
No. keels	3	3
Approx. weight	764 kg (1685 lb.)	862 kg (1900 lb.)
TRANSPORT CANADA - Max. H.P. cap.	<b>* 112 kw (150 H.P.)</b>	<b>* 131 kw (175 H.P.)</b>
TRANSPORT CANADA - Max. weight cap.	<b>* 862 kg (1900 lb.)</b>	<b>* 1043 kg (2300 lb.)</b>
NMMA (USA) - Max. H.P. cap.	112 kw (150 H.P.)	131 kw (175 H.P.)
NMMA (USA) - Max. weight cap.	862 kg (1900 lb.)	1043 kg (2300 lb.)
NMMA (USA) - Max. person cap.	10	12
NMMA (USA) - Max. weight person cap.	601 kg (1325 lb.)	782 kg (1725 lb.)
ALUMINUM THICKNESS - Bottom	2.8 mm (.110")	2.8 mm (.110")
ALUMINUM THICKNESS - Side	2.0 mm (.080")	2.0 mm (.080")
BUILT-IN GAS TANK (w/in-dash gauge)	150 L (40 U.S. gal.)	150 L (40 U.S. gal.)

\* MANUFACTURER'S RECOMMENDATIONS

# We've Sharpened The Cutting Edge

VACANZA 210, 240 O/B

*What could be better: the most cutting edge aluminum deck boat design,  
powered by the most cutting edge outboard power technology.  
That's exactly what you get with the new Princecraft  
Vacanzas powered by an Evinrude® Ficht™ Outboard.  
It's a combination that's one of a kind.*

**OPTION** These optional bow lounge sun cushions open easily to form a full-size bed or sun lounge, and stow easily beneath the front seats.



Vacanza 210 O/B

-  Forest green w/ green or sand carpet
-  Ruby red w/ red or sand carpet
-  Islander blue w/ blue or sand carpet
-  Everglade green w/ jade carpet



Vacanza 240 O/B



- weather protected AM/FM marine grade stereo w/ cassette & telescoping antenna
- electric horn
- 12V receptacle
- privacy enclosure
- tilt steering mechanism
- built-in floor fuel system
- large capacity bilge pumps (2)
- under floor ski storage
- anchor storage
- fire extinguisher support (fire extinguisher not included)
- reinforced stainless steel bow eye & 4 chromed cleats (6")
- deluxe convertible buggy bimini top
- navigation lights
- interior lighting
- canvas camper enclosure & mooring cover snap fasteners

**FACTORY INSTALLED OPTIONS**

- 120 W AM/FM cassette player with CD changer controller DIN chassis w/ detachable control panel and 4 speakers... upgrade exchange
- 6 disc CD changer featuring 3-beam laser tracking system, quick disc-to-disc loading time...upgrade exchange (only available with the 120 watt AM/FM cassette upgrade)
- hydraulic steering system w/ tilt wheel...upgrade exchange
- chemical toilet w/ holding tank & pump out (11 L/ 3 U.S. gal.)
- docking lights

**DEALER INSTALLED OPTIONS**

- full camper enclosure
- half (1/2) camper enclosure & front cockpit cover
- mooring cover
- pedestal mount bow removable coffee table w/ drink holders
- waterski tow bar
- bow lounge sun cushions

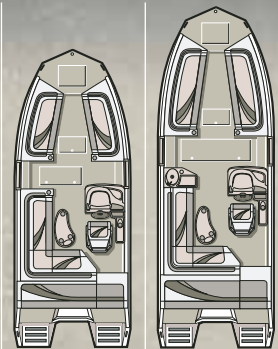
**OPTIONAL CUSTOM PAINTED BUNK STYLE TRAILER**  
**Standard features**

- single axle w/ brakes
- carpeted fixed bunks
- load guides w/ carpeted boards
- built-in steps and custom molded composite fenders
- bearing protectors
- waterproof taillights
- tongue jack dolly
- 2" ball coupler
- carrying capacity : 3500 lb.
- spoke wheels w/ radial tires
- factory balanced wheels
- tire sizes : ST225/75R15

**Options**

- deluxe transom tie downs
- transom saver motor support bar
- spare wheel

**BOAT/MOTOR PACKAGES ARE AVAILABLE W/ JOHNSON & EVINRUDE OUTBOARD POWER**



VACANZA 210 O/B VACANZA 240 O/B

Center line	5.9 m (20'-6")	7.2 m (23'-6")
Beam	2.4 m (96")	2.4 m (96")
Bottom width	2.1 m (84")	2.1 m (84")
Max. depth	0.8 m (30")	0.8 m (30")
Transom height	0.5 m (20")	0.5 m (20")
Transom width	2.4 m (94")	2.4 m (94")
No. ribs	18	23
No. keels	3	3
Approx. weight	878 kg (1935 lb.)	982 kg (2165 lb.)
TRANSPORT CANADA - Max. H.P. cap.	* 112 kw (150 H.P.)	* 131 kw (175 H.P.)
TRANSPORT CANADA - Max. weight cap.	* 862 kg (1900 lb.)	* 1043 kg (2300 lb.)
NMMA (USA) - Max. H.P. cap.	112 kw (150 H.P.)	131 kw (175 H.P.)
NMMA (USA) - Max. weight cap.	862 kg (1900 lb.)	1043 kg (2300 lb.)
NMMA (USA) - Max. person cap.	10	12
NMMA (USA) - Max. weight person cap.	601 kg (1325 lb.)	782 kg (1725 lb.)
ALUMINUM THICKNESS - Bottom	2.8 mm (.110")	2.8 mm (.110")
ALUMINUM THICKNESS - Side	2.0 mm (.080")	2.0 mm (.080")
BUILT-IN GAS TANK (w/in-dash gauge)	150 L (40 U.S. gal.)	150 L (40 U.S. gal.)

\* MANUFACTURER'S RECOMMENDATIONS

# Cutting Edge

VACANZA 210, 240 I/O

# Teamed up with Tradition

*If you like the cutting edge looks of the Princecraft Vacanzas, but prefer proven performance of a traditional sterndrive, these are your boats. The Vacanza 240 and 210 I/O's have all the room, luxury style and performance you'll need to outrun the competition.*

**OPTION** This optional pedestal-mount bow coffee table with drink holders is great for dine-aboard meals or snacks. It is also removable and easily stowed.



Vacanza 210 I/O

New  
for  
99

- Forest green w/ green or sand carpet
- Ruby red w/ red or sand carpet
- Islander blue w/ blue or sand carpet
- Everglade green w/ jade carpet

## Vacanza 240 I/O



- 12V receptacle
- privacy enclosure
- tilt steering mechanism
- built-in floor fuel system
- large capacity bilge pumps (2)
- under floor ski storage
- anchor storage
- fire extinguisher support (fire extinguisher not included)
- reinforced stainless steel bow eye & 4 chromed cleats (6")
- water ski tow ring
- deluxe convertible buggy bimini top
- navigation lights
- interior lighting
- canvas camper enclosure & mooring cover snap fasteners

### FACTORY INSTALLED OPTIONS

- 120 W AM/FM cassette player with CD changer controller DIN chassis w/ detachable control panel and 4 speakers... upgrade exchange
- 6 disc CD changer featuring 3-beam laser tracking system, quick disc-to-disc loading time... upgrade exchange (only available with the 120 watt AM/FM cassette upgrade)
- chemical toilet w/ holding tank & pump out (11 L/ 3 U.S. gal.)
- docking toilet

### DEALER INSTALLED OPTIONS

- full camper enclosure
- half (1/2) camper enclosure & front cockpit cover
- mooring cover
- pedestal mount bow removable coffee table w/ drink holders
- bow lounge sun cushions

### OPTIONAL CUSTOM PAINTED BUNK STYLE TRAILER

#### Standard features

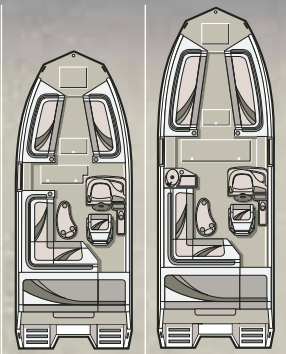
- single axle w/ brakes
- carpeted fixed bunks
- load guides w/ carpeted boards
- built-in steps and custom molded composite fenders
- bearing protectors
- waterproof taillights
- tongue jack dolly
- 2" ball coupler
- carrying capacity : 3500 lb.
- spoke wheels w/ radial tires
- factory balanced wheels
- tire sizes : ST225/75R15

#### Options

- deluxe transom tie downs
- transom saver motor support bar
- spare wheel

### BOAT/MOTOR PACKAGES ARE AVAILABLE W/ OMC COBRA STERN DRIVE POWER

SX Cobra	3.0 litre (135 H.P.)	W.P.S.	(Vacanza 210)
	4.3 litre (190 H.P.)	W.P.S.	(Vacanza 240)
	4.3 litre (205 H.P.)	W.P.S.	E.F.I. (Vacanza 240)



**VACANZA 210 I/O**  
\* (w/ 3.0 L)

**VACANZA 240 I/O \***  
\* (w/ 4.3 L E.F.I.)

	VACANZA 210 I/O * (w/ 3.0 L)	VACANZA 240 I/O * * (w/ 4.3 L E.F.I.)
Center line	5.9 m (20'-6")	7.2 m (23'-6")
Beam	2.4 m (96")	2.4 m (96")
Bottom width	2.1 m (84")	2.1 m (84")
Max. depth	0.8 m (30")	0.8 m (30")
Transom height	0.7 m (28")	0.7 m (28")
Transom width	2.4 m (94")	2.4 m (94")
No. ribs	18	23
No. keels	3	3
Approx. weight	1345 kg (2965 lb.)	1429 kg (3150 lb.)
TRANSPORT CANADA - Max. H.P. cap.	<b>* 101 kw (135 H.P.)</b>	<b>* 153 kw (205 H.P.)</b>
TRANSPORT CANADA - Max. weight cap.	<b>*590 kg (1300 lb.)</b>	<b>* 780 kg (1720 lb.)</b>
NMMA (USA) - Max. H.P. cap.	101 kw (135 H.P.)	153 kw (205 H.P.)
NMMA (USA) - Max. weight cap.	590 kg (1300 lb.)	780 kg (1720 lb.)
NMMA (USA) - Max. person cap.	9	12
NMMA (USA) - Max. weight person cap.	590 kg (1300 lb.)	780 kg (1720 lb.)
ALUMINUM THICKNESS - Bottom	2.8 mm (.110")	2.8 mm (.110")
ALUMINUM THICKNESS - Side	2.0 mm (.080")	2.0 mm (.080")
BUILT-IN GAS TANK (w/in-dash gauge)	150 L (40 U.S. gal.)	150 L (40 U.S. gal.)

\* MANUFACTURER'S RECOMMENDATIONS

# Custom Camper Enclosures



Extend your boating season and add versatility to your boat with a Princecraft custom camper enclosure. Our premium canvas material is fade and tear resistant, is more water repellent and is warranted as such for 5 years. And you won't have to worry about wrestling with your canvas to fit thanks to our exclusive Factory Fit process. Every Princecraft boat is fitted with canvas fasteners at the factory. By using the same precise pattern to position fasteners on both the boat and canvas, the canvas for your Princecraft is sure to fit—perfectly. Color options also let you coordinate canvas to your boat's decor.

*Make Your Boating Season Last Longer.*

Full camper enclosures for deck boats provide a full-length shelter from the elements and a roomy overnight area for camping. Available on the Ventura 190 & 220 and all Vacanza models.



Full camper enclosures for pontoons keep the elements out and create a roomy campsite on the water for overnights and weekends provide a full-length shelter from the elements and a roomy overnight area for camping. Available on all pontoon models except the Sportfisher 18 & 20.



*From Running to Mooring, The Versatility You Need.*

Half camper enclosures for deck boats protect the mid-ship area while allowing access to the bow and stern. Available on all deck boat models.



Half camper enclosures for pontoons protect the entire length of the deck area while allowing stand up room in the helm and aft lounge areas. Available on all pontoon models.



# Custom-Matched Trailers

Princecraft deck boat trailers are custom matched to fit the hull and feature step pads to make climbing in and out of your boat easy while on its trailer. Carpeted bunks hold your boat securely and prevent scratches. Available for all models.



# Popular Options

*Add versatility and function to your pontoon or deck boat with high-quality optional equipment from Princecraft. Whether you ski, camp, fish or entertain aboard, we've got all the right add-ons to add fun to your days on the water.*



**Gas Grill** This pedestal-mount gas grill lets you turn the deck of your pontoon into an on-board barbecue. Available on all pontoon models.



**Boarding Ladder** An anodized four-step boarding ladder mounts to either side of your boat for easier access from the water. In fact, mounting fittings on both sides gives you ultimate convenience to change its location.



**Stern Boarding Ladder** The optional boarding ladder and stern entry gate give easy access for swimmers and skiers, and fits all deck boat models.



**Mooring Cover** Canvas mooring covers keep your boat cleaner and drier and are available to fit all Princecraft pontoon and deck boat models.



**Princecraft P3 package** (Pontoon Performance Package) Our new P3 package adds a center log and aluminum under body splash panel. The extra log gives the boat more capacity an added performance capability, while the under body splash panel tames wave action for smoother running at higher speeds. (Available on Versailles Series)



**Sun Cushions** These optional bow lounge sun cushions open easily to form a full-size bed or sun lounge, and stow easily beneath the front seats.



**Bow Coffee Table** A Handy addition for snacks or drinks, this pedestal-mount coffee table with drink holders stows easily when not in use.



**Pop-up Privacy Enclosure** This convenient pop-up enclosure makes a handy changing room or head enclosure. Designed to accept even a chemical toilet with pump out which meets all federal regulatory guidelines.



**Portable Privacy Enclosure** This Princecraft-exclusive is designed for pontoons and decks not designed to accommodate the traditional pop-up enclosure. It mounts easily to either pontoons or deck boats and is easily stowed when not in use.



**Waterski Tow Bar** This stainless steel waterski tow bar is welded and bolted to the boat's main structure for maximum strength and durability. It is specifically designed to fit all Princecraft deck boat models and provide maximum towing ability.



**120-Watt AM/FM Stereo** This optional Clarion® AM/FM cassette marine stereo with detachable face panel for security delivers 120 total watts of power to four speakers (upgrade exchange). Plus, it allows the additional upgrade of a 6-disc CD changer for hours of digital quality sound right at your fingertips.

# The More You Know About Outboard Power, The Better We Look.

Princecraft aluminum boats feature premium Evinrude® and Johnson® power for the widest choice of marine power available today. Johnson outboards feature two-stroke outboards with outstanding performance, durability and value. The Evinrude line features a selection of fuel efficient four stroke outboards, as well as two-stroke models featuring OMC's exclusive Ficht™ Fuel Injection (FFI) models. This cutting edge technology is the blueprint for all future outboard design, providing up to 35% greater fuel efficiency, 50% less oil usage and 75% lower emissions than traditional two-stroke outboards.

From reliable, traditional models from Johnson to the leading edge of the Evinrude line, Princecraft has never looked better.



Your Princecraft® Dealer

Manufactured and distributed in Canada by:

**Altra Marine Products, Inc.**  
65 St-Henri Street, Princeville, Quebec G6L 5E4  
Telephone: (819) 364-5581, Fax: (819) 364-3136

Distributed in the United States by:

**Princecraft U.S.**  
A division of OMC Aluminium Boat Group, Inc.  
P.O. Box 337, 300 E. Chicago Street, Syracuse, IN 46567  
Telephone: (877) 777-4623, Fax: (219) 457-8150

**PLEASE READ CAREFULLY:** Dimensions, capacities, ratings, and additional specifications plus complete warranty and service information are available from your Princecraft® dealer. Product illustrations and data within this catalog are based upon information available at the time of publication. Specifications were calculated by using Transport Canada and U.S. Coast Guard formulas in effect at time of publication. Princecraft® reserves the right to make changes without prior notice or obligation. Ask your Princecraft® dealer for the most current product specifications prior to purchase. Some of the equipment shown separately or on products illustrated in this catalog may be optional at extra cost. Princecraft® is a member in good standing of the National Marine Manufacturers Association (NMMA) and the Canadian Marine Manufacturers Association (CMMA). All boats comply with Canadian government and U.S. Coast Guard regulations. All Princecraft® boats are certified by the NMMA and CMMA for compliance with their standards for flotation, fuel systems, ventilation, electrical and safety.